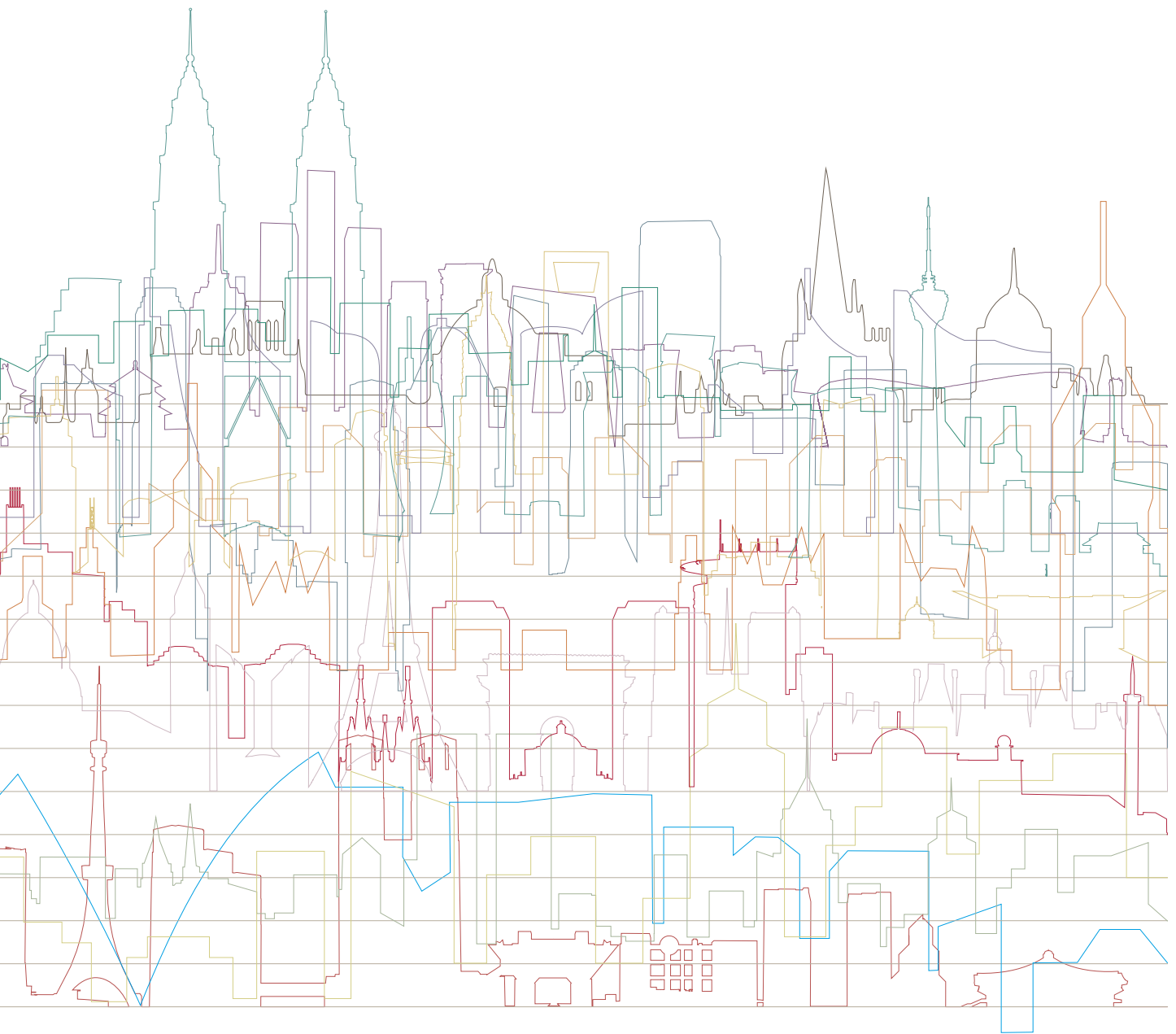




THE OXFORD METRICA REVIEW

HIDDEN VALUE IN THE KOREAN EQUITY MARKETS A DIRECTORY





THE OXFORD METRICA REVIEW

HIDDEN VALUE IN THE
KOREAN EQUITY MARKETS
A DIRECTORY

This year the Republic of Korea celebrates its 70th anniversary as a nation and it rightly deserves the epithet *The miracle on the river Han*. Korea has expanded annual GDP per capita from \$67, in 1953, to the current \$35,000 which has propelled it the 10th rank in the world by aggregate GDP. Its capital market has played no small role in this development.

The equity markets were developed around the so-called Chaebols, dynastic corporations, which continue to dominate the economic landscape. Although this structure has served the economy well it has manifested in the markets today being highly concentrated with a relatively low level of international ownership, which is concentrated in the larger global Korean firms. The number of stocks traded on the Kospi exchange has stubbornly remained at just under a thousand for more than a decade with more than 80% of the value concentrated in the top 100. During the same interval the KOSDAQ has doubled the number of names to over 1,600 today and yet its value of around \$320bn is only equal to Samsung the largest Korean company.

SAMSUNG NOW
REPRESENTS 21% OF THE
KOSPI AND IS EQUAL IN SIZE
TO THE KOSDAQ

It is not straight forward to invest in Korean stocks as a foreigner. There are relatively few Korean firms with international cross-listings and depositary receipts programmes, consequently most of the international holdings are in the larger Kospi firms. In addition, there are limitations on foreign ownership which coupled with other regulations and exchange control means that many highly innovative Korean firms are starved of capital. It seems that there is a highly valuable opportunity for international investors to look below the surface when investing in Korea to seek out the smaller firms with growth prospects. Equally the importance for Korean firms to present themselves to international investors through cross-listings and depositary receipt programmes is paramount.

We are delighted to present the latest issue of *The Oxford Metrica Review* with the OTC Markets Group, which focuses on the Korean equity market. Recently, the publishers of the MSCI Emerging markets Index announced that Korea would continue to be included for the foreseeable future. This briefing presents a brief overview of the Korean equity market and identifies a number of unique features that may be of interest to both investors in Korean listed companies and the management thereof. In summary we identify a group of listed companies that may warrant greater attention by international investors. These companies appear to be outside the international spotlight as it were and yet may offer considerable value and diversification potential to international investors. We hope that you enjoy the review and we would welcome further dialogue on the issues raised. The review constitutes a directory of all 2,606 firms listed on the KRX, we hope this will be a useful reference document.

The Korean Exchange (KRX)

The Korean Exchange is organised as two major exchange markets; the KOSPI for larger stocks and the KOSDAQ for smaller stocks. Combined they trade 2,606 equities (KOSPI (953) and KOSDAQ (1,653)) with a combined value of close to \$1.9 trillion at prevailing prices and exchange rates. Tables 1 and 2 lay out some summary statistics for the KOSPI and KOSDAQ respectively. The appendices provide data on all 2,606 equities.

The characteristics of the KOSPI & KOSDAQ stocks by size-quartile based on market capitalisation are reported in the top panel of tables 1 and 2 respectively. It is clear from a cursory look that the market is extremely highly concentrated. The largest quartile (Q1) constitutes fully 93% of the market with an average market capitalisation of around \$6 billion compared to the 4th quartile which makes up less than 0.5% and has an average value of only \$36 million. This degree of concentration is reasonably unusual in world equity markets and stands in stark contrast to Anglo-American exchanges. The bottom panel of table 1 analyses the KOSPI stock by various other size categories and this reveals that the concentration is even more extensive.

Notice that one stock, Samsung Electronics constitutes 21% of the KOSPI market with a market capitalisation of more than \$320 billion, which is comfortably more than the combined value of all the 838 KOSPI stocks ranked lower than 100 in the market capitalisation rankings, and almost exactly equal to the total value of the whole of the KOSDAQ market (see table 2). This unusual degree of concentration has manifold implications for investors and corporate management alike. These will be addressed in the next section.

Another feature of the Korean market is the existence of pyramid shareholding structures whereby major holding companies have listed subsidiaries. Naturally, the value of the holding company's share in the subsidiary is incorporated into the holding company value, which is then double-counted when aggregating across all stocks. The value of \$1.9 trillion is thus larger than the true value of the the two exchanges. Table 1 and 2 contain additional information on the extent of foreign shareholdings, which appears to diminish with size. Suggesting that the larger top 100 companies tend to attract the attention of international shareholders. The effect is more pronounced than the percentages imply and in \$ terms it appears that for every \$1 invested by foreign investors in the KOSPI only 5c trickles down to companies in the rankings below 100. The effect across the whole market is shown in figures 1 and 2 where value is plotted with foreign shareholding % for each stock. Foreign shareholdings become sparser and lower as one proceeds down the value ranking.

The Korean Exchange characteristics and implications

Size Concentration

The high degree of concentration in the KOSPI market has several implications for international investors.

MANY INNOVATIVE
KOREAN FIRMS SEEK
INTERNATIONAL
INVESTORS

Indexation. Any value-based index will be dominated by Samsung and one or two other large firms such as Posco and Hyundai Motor Company. This means that an investment in such an index is not as diversifying into the domestic economy as one might experience in other markets. **Diversification.** There are two factors, firstly most of the exposure will be to one or two stocks rather than a wider group and secondly these very stocks are global companies that are themselves globally diversified. This is not necessarily damaging as they are fine companies to be sure. However, the vast majority of equity investment by foreigners in Korean companies has paradoxically been in search of global diversification rather than Korean diversification. **Correlations.** Using value-based indices in correlation analysis will show a spuriously high correlation between Korean and other markets on a bilateral basis. Since the dominant equities are on average more correlated with global markets than the smaller stocks. The effect could be an under investment in Korea. **Overlooked stocks.** The above cited factors have demonstrably resulted in Korean equities outside the top 100 being squeezed out as regards foreign investors. These effects are reinforcing since the larger firms receive more media attention which exacerbates the effects. Korean firms would be well advised to take a number of positive steps to present themselves more effectively to the international markets. This involves the commitment of senior management and is well beyond public relations and investor relations, it is a complete mindset.

Advisory boards. Consider involving outside experts in your corporate governance structures and processes. **Foreign shareholding.** The skewing of foreign holdings to larger companies has implications for investors and corporate boards. **International listings.** There are only 23 Korean companies traded outside of Korea. Almost equally split between the US and Europe. The use of DRs has proven very effective for the larger Korean firms. However, there is a paucity of such programmes compared to other countries. There is a major opportunity for Korean firms to access US investors by cross trading on the OTC Markets. In particular the OTCQX tier offers a valuable alternative for Korean firms. **Undervalued stocks.** Our analysis elsewhere leads us to believe that a sector of Korean stocks represents a very exciting opportunity for international investors. These are the stocks ranking between 100 and 300 by size. There are some interesting stocks in this category that offer much more extensive diversification to international investors from a risk point of view and indeed good value prospects.

Summary of advice to foreign investors and Korean corporate boards

Foreign investors. The high degree of concentration in the KOSPI market has several implications for international investors. **Look below the surface.** Do not restrict your search to the well-known Korean stocks, as good as they are, there is a much wider opportunity set to work with. **Adjust for size.** In any performance evaluation that involves benchmarking returns, adjust for the concentration effects. **Visit Korea.** Most investors rely on investment managers who do not operate in Korea and since they are largely investing in the global Korean companies this may be adequate. Delving more deeply into the Korean market will require better intelligence and analysis of the stocks and the local economy.

Korean boards. There is an opportunity for the boards of equity starved Korean firms to tap into international equity markets. In order to do so effectively they need to consider mitigating the effects of the impediments that the international investor faces when considering an investment in Korean equities. **Language.** The language barrier is significant and often restricts investors from doing a thorough analysis. Many boards have adopted an effective programme of English language reports etc. However it remains a considerable barrier in our experience. **IFRS Korean style.** Increasingly accounting standards are converging however a number of accounting practices in Korea are unfamiliar to foreigners, including the standard layout of financial data. Consider a more user-friendly approach to financial reporting. **Transparency.** International investors are probably more demanding than local investors and boards may consider adopting policies that go beyond the legal minimum. **Liquidity.** Many Korean firms in our experience have on average a lower free float in shares available than their Anglo-American counterparts. This often is a function of group structure and control. It may be sensible for boards to review their structure to ascertain to what extent it is restricting liquidity. A small change may have a positive and significant effect. **Increasing foreign holdings is a sign of success.** The experience around the world has been that increasing the holding of foreign investors has resulted in dramatically improved value and liquidity. **You need a plan.** As a mid-cap Korean company developing a plan to understand these effects may be highly beneficial as an element of your broader corporate strategy. Leaving it until the share price is low and you are pressed for cash is not the best way. Part of the plan might consider involving outside experts in your corporate governance structures and processes. As mentioned above the use of an advisory board may be appropriate.

TABLE 1. Summary statistics KRX KOSPI

SOURCE. Oxford Metrica. Market values (\$ MM) at 7 July 2023

Size Quartile:	Q 1	Q 2	Q 3	Q 4	Total
Number of stocks	238	238	238	239	953
Total value (\$mm)	1,434,188	72,473	27,140	8,599	1,542,390
Maximum (\$mm)	320,991	576	173	66	320,991
Minimum (\$mm)	591	174	67	1	1
Average value (\$mm)	6,026	304	114	36	1,618
Proportion of total	93%	4.7%	1.8%	0.5%	100%
Average foreign holding	20%	9%	6%	3%	9%
Stocks by rank	Largest 1	Largest 2	Top 100	101 to 300	Smallest 653
Total value (\$mm)	320,991	422,151	1,279,856	182,612	79,922
Average value (\$mm)	320,991	211,075	12,799	913	122
Proportion of total	21%	27%	83%	12%	5%
Average foreign holding	53%	29%	27%	14%	5%

TABLE 2. Summary statistics KRX KOSDAQ

SOURCE. Oxford Metrica. Market values (\$ MM) at 7 July 2023.

Size Quartile:	Q 1	Q 2	Q 3	Q 4	Total
Number of stocks	413	413	413	414	1,653
Total value (\$mm)	235,541	47,979	25,925	11,877	321,322
Maximum (\$mm)	21,065	169	83	45	21,065
Minimum (\$mm)	169	83	45	3	3
Average value (\$mm)	570	116	63	29	194
Proportion of total	73%	15%	8%	4%	100%
Average foreign holding	8%	3%	4%	3%	4%
Stocks by rank	Largest 1	Largest 2	Top 100	101 to 300	Smallest 1,353
Total value (\$mm)	21,065	41,138	153,126	61,066	107,130
Average value (\$mm)	21,065	20,569	1,531	305	79
Proportion of total	7%	13%	48%	19%	23%
Average foreign holding	9%	7%	12%	7%	3%

FIGURE 1. Size and international interest on KOSPI

SOURCE: Oxford Metrica.

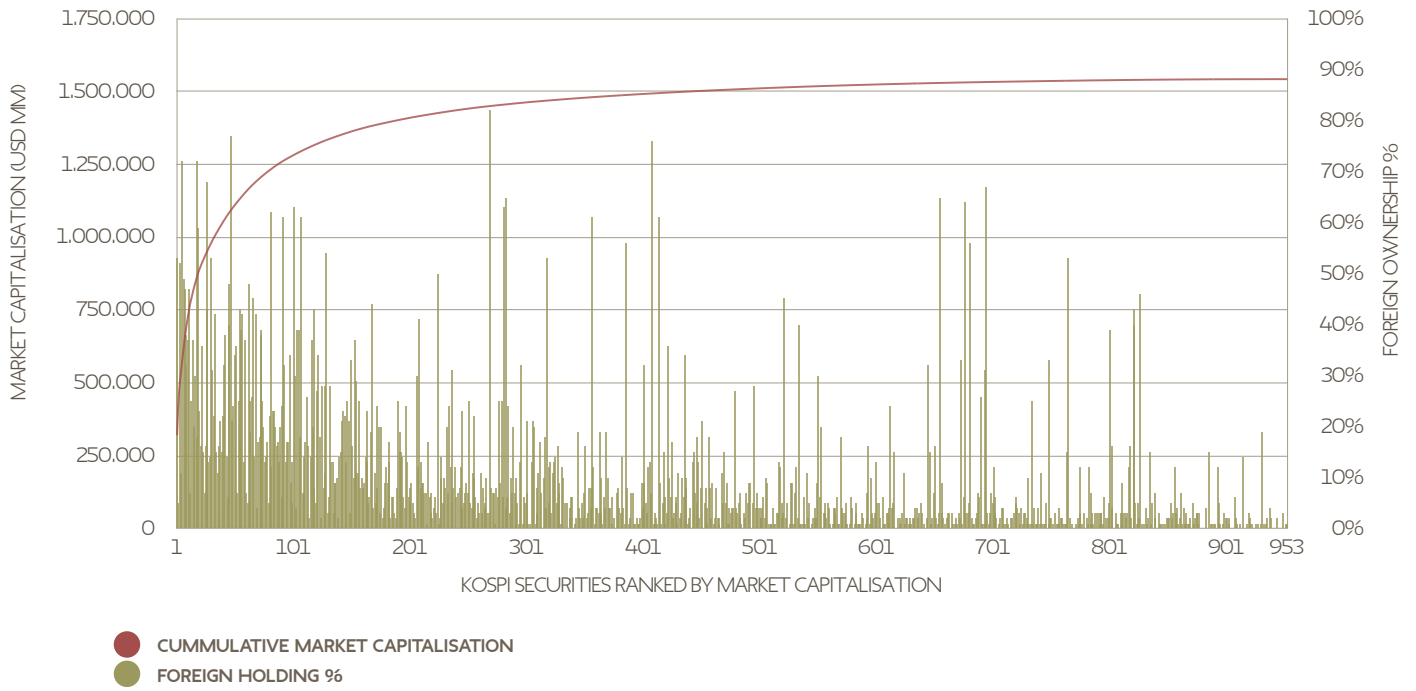


FIGURE 2. Size and international interest on KOSDAQ

SOURCE: Oxford Metrica.

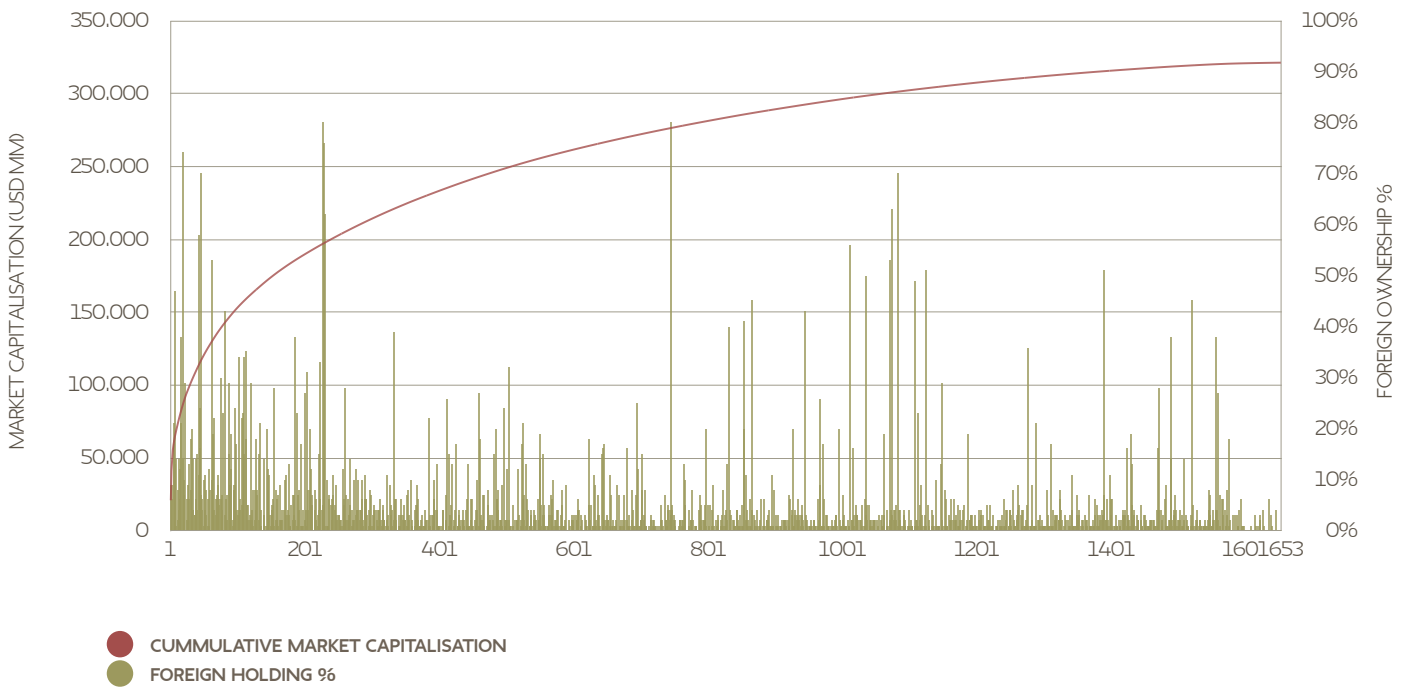
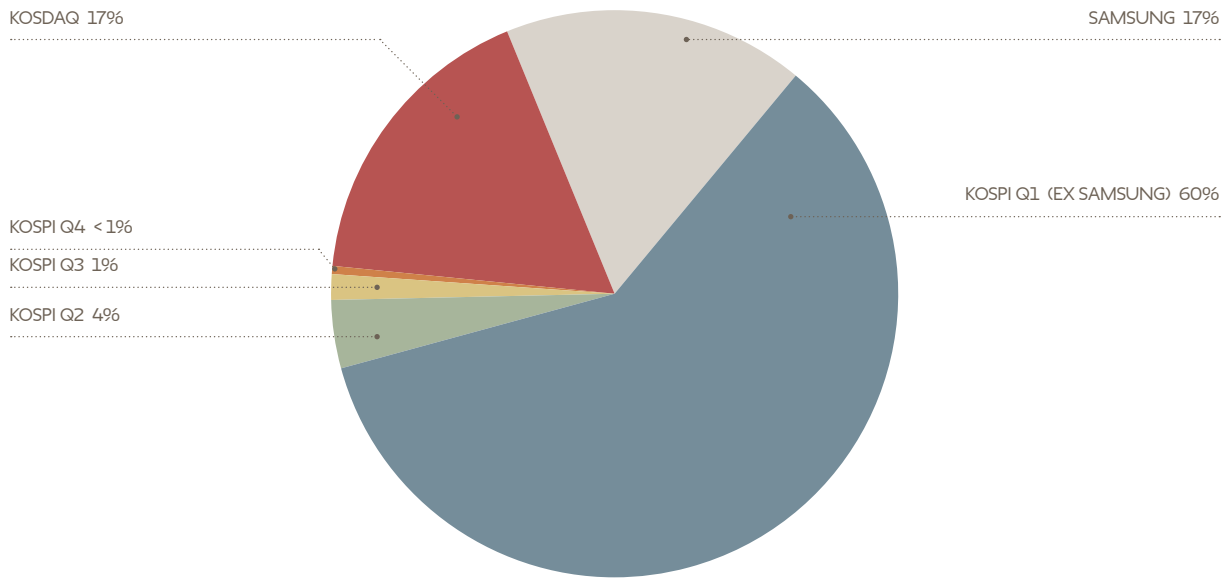


FIGURE 3. Distribution of market capitalisation across the KOSPI & KOSDAQ

SOURCE: Oxford Metrics.



APPENDIX 1. Full list of KOSPI firms ranked by market capitalisation

SOURCE. Oxford Metrica. Market values (\$ MM) at 7 July 2023.

Rank	Stock	Sector	Market Capitalisation \$MM	Foreign Ownership ratio	Issue code
1	SamsungElec	Electrical & Electronic	320.991	53%	005930
2	LG Energy Solution	Electrical & Electronic	101.160	5%	373220
3	SK hynix	Electrical & Electronic	62.608	52%	000660
4	SAMSUNG BIOLOGICS	Medical Supplies	39.365	11%	207940
5	SamsungElec(1P)	Electrical & Electronic	36.903	72%	005935
6	SAMSUNG SDI CO.,LTD.	Electrical & Electronic	36.868	49%	006400
7	LGCHEM	Chemicals	35.622	47%	051910
8	HyundaiMtr	Transport Equipment	33.194	32%	005380
9	KIA CORP.	Transport Equipment	27.184	38%	000270
10	POSCO Holdings	Iron & Metal	26.022	37%	005490
11	NAVER	Services	24.607	47%	035420
12	POSCO FUTURE M	Electrical & Electronic	23.745	7%	003670
13	Kakao	Services	17.036	25%	035720
14	Mobis	Transport Equipment	16.863	37%	012330
15	Celltrion	Medical Supplies	16.734	20%	068270
16	LGELECTRONICS	Electrical & Electronic	15.484	30%	066570
17	KBFinancialGroup	Other Financial	14.433	72%	105560
18	SAMSUNG C&T	Distribution	14.291	18%	028260
19	ShinhanGroup	Other Financial	12.959	59%	055550
20	SK Innovation	Chemicals	11.807	23%	096770
21	SAMSUNG LIFE	Insurance	10.215	16%	032830
22	LG Corp.	Other Financial	10.019	36%	003550
23	KEPCO	Electricity & Gas	9.625	15%	015760
24	HD HYUNDAI HEAVY INDUSTRIES	Transport Equipment	9.287	7%	329180
25	HYBE	Services	9.163	16%	352820
26	KT&G	Other Manufacturing	8.586	43%	033780
27	HANAFINANCIALGR	Other Financial	8.581	68%	086790
28	Doosan Enerbility	Machinery	8.574	13%	034020
29	KakaoBank	Banks	8.380	14%	323410
30	SamsungF&MIns	Insurance	8.090	53%	000810
31	SamsungElecMech	Electrical & Electronic	8.067	31%	009150
32	SK	Other Financial	7.894	22%	034730
33	SKTelecom	Communication	7.331	42%	017670
34	KAL	Transport & Storage	7.095	15%	003490
35	HMM	Transport & Storage	6.959	11%	011200
36	SAMSUNG SDS	Services	6.857	16%	018260
37	Hanwha Ocean	Transport Equipment	6.857	2%	042660
38	KorZinc	Iron & Metal	6.792	21%	010130
39	Meritz Financial	Other Financial	6.591	15%	138040
40	HDKSOE	Other Financial	6.555	22%	009540
41	KRAFTON	Services	6.492	32%	259960
42	WooriFinancialGroup	Other Financial	6.362	38%	316140
43	IBK	Banks	6.195	14%	024110
44	POSCO INTERNATIONAL	Distribution	6.096	6%	047050
45	KT	Communication	5.885	40%	030200
46	HYUNDAIGLOVIS	Transport & Storage	5.642	48%	086280

APPENDIX 1

Rank	Stock	Sector	Market Capitalisation \$MM	Foreign Ownership ratio	Issue code
47	S-Oil	Chemicals	5.491	77%	010950
48	LG Innotek	Electrical & Electronic	5.443	21%	011070
49	HANWHA SOLUTIONS	Chemicals	5.421	24%	009830
50	LG H&H	Chemicals	5.190	34%	051900
51	HANWHA AEROSPACE	Transport Equipment	5.121	36%	012450
52	SK ie technology	Electrical & Electronic	5.079	7%	361610
53	LOTTE CHEMICAL Corp	Chemicals	4.975	25%	011170
54	SKSQUARE	Other Financial	4.815	43%	402340
55	SamsungHvyInd	Transport Equipment	4.806	17%	010140
56	kakaopay	Other Financial	4.722	39%	377300
57	NCsoft	Services	4.720	42%	036570
58	CosmoAM&T	Chemicals	4.716	13%	005070
59	Doosan Bobcat	Machinery	4.596	37%	241560
60	SKBP	Services	4.542	7%	326030
61	SKBS	Medical Supplies	4.341	5%	302440
62	SamsungEng	Services	4.327	48%	028050
63	AMOREPACIFIC	Chemicals	4.261	25%	090430
64	LG Display	Electrical & Electronic	4.104	19%	034220
65	KOREA AEROSPACE	Transport Equipment	4.049	26%	047810
66	DB INSURANCE	Insurance	3.932	45%	005830
67	MKIF	Other Financial	3.887	14%	088980
68	ORION	Food & Beverages	3.722	42%	271560
69	Kumyang	Chemicals	3.706	4%	001570
70	Hanon Systems	Machinery	3.704	17%	018880
71	HD HYUNDAI	Other Financial	3.512	18%	267250
72	HANKOOK TIRE & TECHNOLOGY	Chemicals	3.492	38%	161390
73	LG Uplus	Communication	3.422	39%	032640
74	HYUNDAI STEEL	Iron & Metal	3.382	25%	004020
75	Yuhan	Medical Supplies	3.343	20%	000100
76	F&F	Textile & Apparel	3.312	13%	383220
77	MIRAE ASSET SEC	Securities	3.236	14%	006800
78	HYUNDAI ROTEM	Transport Equipment	3.161	17%	064350
79	HyundaiAutoever	Services	3.088	5%	307950
80	CJ CheilJedang	Food & Beverages	3.057	22%	097950
81	HyundaiMtr(2PB)	Transport Equipment	3.051	62%	005387
82	SKC	Chemicals	3.038	12%	011790
83	Netmarble	Services	2.969	23%	251270
84	HyundaiEng&Const	Construction	2.968	23%	000720
85	KumhoPetrochem	Chemicals	2.744	20%	011780
86	Kangwonland	Services	2.719	16%	035250
87	HanmiPharm	Medical Supplies	2.701	17%	128940
88	CSWIND	Machinery	2.686	13%	112610
89	HyundaiMipoDock	Transport Equipment	2.673	20%	010620
90	SAMSUNG CARD	Other Financial	2.540	6%	029780
91	GS	Other Financial	2.509	24%	078930
92	COWAY	Services	2.424	61%	021240

Rank	Stock	Sector	Market Capitalisation SMM	Foreign Ownership ratio	Issue code
93	SamsungSecu	Securities	2.390	32%	016360
94	NHIS	Securities	2.378	13%	005940
95	HANJINKAL	Transport & Storage	2.326	17%	180640
96	HtlShilla	Distribution	2.219	17%	008770
97	BGF Retail	Distribution	2.218	34%	282330
98	HANMISemi	Machinery	2.198	9%	042700
99	LS	Other Financial	2.185	13%	006260
100	HANWHA SYSTEMS	Electrical & Electronic	2.177	5%	272210
101	LGCHEM(1P)	Chemicals	2.171	63%	051915
102	Youngone Corp	Distribution	2.124	30%	111770
103	KEPCO E&C	Services	2.102	4%	052690
104	KIH	Other Financial	2.068	39%	071050
105	Hyundai M&F INS	Insurance	2.049	39%	001450
106	DB HiTek	Electrical & Electronic	2.012	18%	000990
107	HyundaiMtr(1P)	Transport Equipment	2.005	61%	005385
108	LOTTE	Other Financial	2.001	7%	004990
109	PanOcean	Transport & Storage	1.996	14%	028670
110	LOTTE ENERGY MATERIALS Corp	Electrical & Electronic	1.940	7%	020150
111	Nongshim	Food & Beverages	1.918	17%	004370
112	HL MANDO	Transport Equipment	1.914	26%	204320
113	HD HYUNDAI ELECTRIC	Electrical & Electronic	1.877	16%	267260
114	SSANGYONGCNE	Non-metallic Products	1.866	2%	003410
115	LS ELECTRIC	Electrical & Electronic	1.848	14%	010120
116	Hanchem	Chemicals	1.801	37%	014680
117	HD Hyundai Infracore	Machinery	1.786	20%	042670
118	GS Retail	Distribution	1.764	8%	007070
119	Fila Holdings	Distribution	1.752	43%	081660
120	Kogas	Electricity & Gas	1.743	5%	036460
121	KIWOOM	Securities	1.707	27%	039490
122	BNK Financial Group	Other Financial	1.672	34%	138930
123	Hanwha	Chemicals	1.652	18%	000880
124	Hanmi Science	Other Financial	1.649	2%	008930
125	emart	Distribution	1.613	28%	139480
126	HANWHA LIFE	Insurance	1.603	8%	088350
127	AmoreG	Chemicals	1.595	11%	002790
128	CheilWorldwide	Services	1.588	28%	030000
129	S-1	Services	1.520	54%	012750
130	COSMOCHEM	Chemicals	1.519	3%	005420
131	HYOSUNG ADVANCED	Chemicals	1.509	6%	298050
132	LX Semicon	Electrical & Electronic	1.470	28%	108320
133	SLCORP	Transport Equipment	1.451	13%	005850
134	LIG Nex1	Machinery	1.445	13%	079550
135	DONGSUH	Distribution	1.434	3%	026960
136	LOTTE SHOPPING	Distribution	1.432	9%	023530
137	ISUPETASYS	Electrical & Electronic	1.430	9%	007660
138	HYUNDAI WIA	Transport Equipment	1.420	10%	011210

APPENDIX 1

Rank	Stock	Sector	Market Capitalisation SMM	Foreign Ownership ratio	Issue code
139	DongwonInd	Other Financial	1.386	2%	006040
140	Shinsegae	Distribution	1.371	14%	004170
141	Doosanfc	Electrical & Electronic	1.360	15%	336260
142	CJ	Other Financial	1.360	21%	001040
143	OCI Holdings	Chemicals	1.334	23%	010060
144	LOTTE Fine Chem	Chemicals	1.314	22%	004000
145	ISUSPECIALTYCHEMICAL	Chemicals	1.314	1%	457190
146	KCC	Chemicals	1.295	13%	002380
147	HD HYUNDAI CE	Machinery	1.293	25%	267270
148	DENTIUM	Medical & Machines	1.290	21%	145720
149	TaihanElecWire	Electrical & Electronic	1.274	3%	001440
150	JB Financial Group	Other Financial	1.246	33%	175330
151	CJ LOGISTICS	Transport & Storage	1.225	16%	000120
152	DWEC	Construction	1.220	10%	047040
153	SamaAlum	Iron & Metal	1.209	37%	006110
154	HyundaiElev	Machinery	1.186	29%	017800
155	DaeduckElectronics	Electrical & Electronic	1.169	11%	353200
156	Ottogi	Food & Beverages	1.165	11%	007310
157	KG Mobility	Transport Equipment	1.146	25%	003620
158	HYOSUNG TNC	Chemicals	1.130	8%	298020
159	HITEJINRO	Food & Beverages	1.119	10%	000080
160	KEPCO KPS	Construction	1.106	8%	051600
161	DOOSAN	Other Financial	1.087	9%	000150
162	SOLUM	Electrical & Electronic	1.058	14%	248070
163	KOLON IND	Chemicals	1.057	13%	120110
164	LX INT	Distribution	1.036	23%	001120
165	KUMHOTIRE	Chemicals	1.016	5%	073240
166	Solus Advanced Materials	Electrical & Electronic	1.005	6%	336370
167	GC Corp	Medical Supplies	978	19%	006280
168	DGB Financial Group	Other Financial	936	44%	139130
169	MS IND	Transport Equipment	926	4%	009900
170	SD Biosensor	Medical & Machines	926	11%	137310
171	Hyosung	Other Financial	924	5%	004800
172	DL E&C	Construction	918	24%	375500
173	SKNetworks	Distribution	916	8%	001740
174	HYUNDAI DEPTST	Distribution	914	20%	069960
175	FOOSUNG	Chemicals	908	3%	093370
176	GS E&C	Construction	905	20%	006360
177	YoungpoongPapMfg	Paper & Wood	889	2%	006740
178	JEJUAIR	Transport & Storage	879	4%	089590
179	HYOSUNG HEAVY	Electrical & Electronic	874	9%	298040
180	LotteChilsung	Food & Beverages	869	12%	005300
181	HANKOOK & COMPANY	Other Financial	866	9%	000240
182	SKCHEM	Chemicals	863	13%	285130
183	POONGSAN	Iron & Metal	862	17%	103140
184	ILJIN HYSOLUS	Transport Equipment	859	2%	271940

Rank	Stock	Sector	Market Capitalisation SMM	Foreign Ownership ratio	Issue code
185	SKGas	Distribution	858	6%	018670
186	SKoceanplant	Iron & Metal	854	6%	100090
187	TCC STEEL	Iron & Metal	839	3%	002710
188	AK CHEMICAL	Chemicals	829	2%	161000
189	DAEWOONG PHARM	Medical Supplies	824	8%	069620
190	KOLMAR KOREA	Chemicals	822	25%	161890
191	HAESUNG DS	Electrical & Electronic	820	15%	195870
192	YoungoneHoldings	Other Financial	810	19%	009970
193	OCI	Chemicals	804	15%	456040
194	DWS	Chemicals	791	14%	014820
195	HANALL BIOPHARMA	Medical Supplies	789	6%	009420
196	PIAM	Chemicals	780	4%	178920
197	COSMAX	Chemicals	777	24%	192820
198	Hanssem	Distribution	769	13%	009240
199	SK REIT	Services	768	6%	395400
200	Youngpoong	Iron & Metal	750	5%	000670
201	CHONGKUNDANG	Medical Supplies	744	8%	185750
202	BH	Electrical & Electronic	744	9%	090460
203	IS DONGSEO	Non-metallic Products	743	5%	010780
204	LOTTE rental	Services	734	3%	089860
205	DN AUTOMOTIVE	Electrical & Electronic	731	2%	007340
206	Korean Re	Insurance	723	30%	003690
207	LOTTE WELLFOOD	Food & Beverages	712	12%	280360
208	LGELECTRONICS(IP)	Electrical & Electronic	707	41%	066575
209	SamyangFood	Food & Beverages	705	8%	003230
210	SBHC	Iron & Metal	699	13%	001430
211	GKL	Services	684	9%	114090
212	LOTTE REIT	Services	679	9%	330590
213	ORION Holdings	Other Financial	678	7%	001800
214	Asiana Airlines	Transport & Storage	674	7%	020560
215	KG DONGBU STL	Iron & Metal	671	1%	016380
216	DOUZONE BIZON	Services	668	17%	012510
217	KPIC	Chemicals	663	6%	006650
218	TKG Huchems	Chemicals	660	7%	069260
219	JIN AIR	Transport & Storage	654	3%	272450
220	ChosunRefrctr	Non-metallic Products	652	2%	000480
221	HSD Engine	Machinery	650	4%	082740
222	NEXENTIRE	Chemicals	648	6%	002350
223	MiwonComcl	Chemicals	639	3%	002840
224	ESRKSREIT	Services	637	50%	365550
225	MIWON SC	Chemicals	628	1%	268280
226	HANILCMT	Non-metallic Products	625	2%	300720
227	NHN	Services	621	14%	181710
228	JR GLOBAL REIT	Services	619	10%	348950
229	ShinpoongPharm	Medical Supplies	619	5%	019170
230	SeAH Steel Holdings	Other Financial	609	10%	003030

Rank	Stock	Sector	Market Capitalisation SMM	Foreign Ownership ratio	Issue code
231	Hansae	Textile & Apparel	608	8%	105630
232	SNT MOTIV	Transport Equipment	607	20%	064960
233	HANATOUR SERVICE	Services	606	7%	039130
234	DaouTech	Services	601	24%	023590
235	DL	Chemicals	597	12%	000210
236	SambuConst	Construction	595	5%	001470
237	INNOCEAN	Services	593	31%	214320
238	KYUNG DONG NAVIEN	Electrical & Electronic	591	8%	009450
239	DoubleUGames	Services	577	12%	192080
240	YoulchonChem	Chemicals	576	6%	008730
241	F&F Holdings	Other Financial	573	0%	007700
242	LOTTE TOUR	Services	571	7%	032350
243	JahwaElec	Electrical & Electronic	553	8%	033240
244	Hwashin	Transport Equipment	547	12%	010690
245	DREAMTECH	Electrical & Electronic	541	23%	192650
246	AEKYUNG INDUSTRIAL	Chemicals	540	4%	018250
247	Daewoong	Medical Supplies	539	5%	003090
248	HDC-OP	Construction	538	7%	294870
249	KCC GLASS	Non-metallic Products	537	9%	344820
250	KGC	Chemicals	526	7%	001390
251	SGBC	Electrical & Electronic	523	25%	004490
252	K Car	Distribution	523	5%	381970
253	TaekwangInd	Chemicals	518	4%	003240
254	DaishinSecu	Securities	515	11%	003540
255	SK Discovery	Other Financial	504	10%	006120
256	KorElecTerm	Electrical & Electronic	492	22%	025540
257	GCH Corp	Services	484	6%	005250
258	MIRAE ASSET LIFE	Insurance	481	2%	085620
259	KorLine	Transport & Storage	481	5%	005880
260	TWAYAIR	Transport & Storage	478	3%	091810
261	SEOYONEHWA	Transport Equipment	477	11%	200880
262	WIB	Other Financial	473	3%	010050
263	SAMYANG HOLDINGS	Other Financial	468	8%	000070
264	ENPLUS	Machinery	467	4%	074610
265	SHINSEGAE INTERNATIONAL	Distribution	458	5%	031430
266	LX HOLDINGS	Other Financial	452	10%	383800
267	IsuChem	Chemicals	446	3%	005950
268	SPC SAMLIP	Food & Beverages	443	3%	005610
269	TONGYANG LIFE	Insurance	443	82%	082640
270	Daesang	Food & Beverages	439	8%	001680
271	CUCKOO	Other Financial	435	7%	192400
272	H.I.S.C	Securities	423	7%	003530
273	SBS	Services	422	0%	034120
274	LotteInsurance	Insurance	422	1%	000400
275	JWPHARMA	Medical Supplies	419	8%	001060
276	Shinhan Alpha REIT	Services	418	6%	293940

Rank	Stock	Sector	Market Capitalisation SMM	Foreign Ownership ratio	Issue code
277	SamsungF&MIns(1P)	Insurance	415	25%	000815
278	MCNEX	Electrical & Electronic	414	9%	097520
279	Handsome	Textile & Apparel	412	25%	020000
280	SHINSUNG E&G	Electrical & Electronic	412	6%	011930
281	PRESTIGE BIOPHARMA	Services	411	63%	950210
282	H.S. ENTERPRISE	Other Manufacturing	410	4%	241590
283	Yuanta Securities	Securities	410	65%	003470
284	Boryung	Medical Supplies	406	6%	003850
285	HYUNDAIHOMESHOP	Distribution	406	24%	057050
286	DI DONGIL	Distribution	406	3%	001530
287	HankukCarbon	Machinery	405	10%	017960
288	ShinyoungSecu	Securities	404	7%	001720
289	SAMSUNG SDI(1P)	Electrical & Electronic	404	20%	006405
290	DongwonF&B	Food & Beverages	401	7%	049770
291	MIRAE ASSET SEC(2PB)	Securities	395	10%	00680K
292	HeungaShipping	Transport & Storage	394	1%	003280
293	CUCKOO HOMESYS	Services	390	5%	284740
294	BioNote	Medical Supplies	388	1%	377740
295	Donga Socio Holdings	Other Financial	386	13%	000640
296	DONGKUK STEEL	Iron & Metal	385	32%	460860
297	KORAMCO EP REIT	Services	383	1%	357120
298	BukwangPharm	Medical Supplies	383	6%	003000
299	SKD&D	Services	372	5%	210980
300	Donga ST	Medical Supplies	366	21%	170900
301	KISWire	Iron & Metal	363	7%	002240
302	Jeju BK	Banks	361	1%	006220
303	SOCAR	Services	360	0%	403550
304	SK RENT A CAR	Services	358	1%	068400
305	ZINUS	Other Manufacturing	357	13%	013890
306	LF	Textile & Apparel	356	21%	093050
307	KukdoChem	Chemicals	353	20%	007690
308	SAH	Iron & Metal	352	1%	058650
309	Hanwha General Ins	Insurance	346	8%	000370
310	ALUKO	Iron & Metal	345	3%	001780
311	KCTECH	Medical & Machines	344	11%	281820
312	Binggrae	Food & Beverages	337	17%	005180
313	SamwhaCapacitor	Electrical & Electronic	335	7%	001820
314	KB STAR REIT	Services	331	0%	432320
315	Samchully	Electricity & Gas	330	10%	004690
316	SongwonInd	Chemicals	329	18%	004430
317	SYC	Food & Beverages	328	4%	145990
318	Uniquet	Distribution	326	53%	077500
319	YUNGJIN PHARM	Medical Supplies	326	5%	003520
320	NICE	Services	325	12%	034310
321	SSC	Iron & Metal	323	13%	306200
322	YGP	Services	322	3%	037270

APPENDIX 1

Rank	Stock	Sector	Market Capitalisation SMM	Foreign Ownership ratio	Issue code
323	UNID	Chemicals	321	11%	014830
324	HYUNDAIGREENFOOD	Distribution	320	13%	453340
325	LVMC Holdings	Distribution	319	14%	900140
326	CJ CGV	Services	319	5%	079160
327	LX HAUSYS	Chemicals	319	16%	108670
328	Pharmicell	Medical Supplies	319	9%	005690
329	EUGENEIS	Securities	317	7%	001200
330	DB	Services	316	1%	012030
331	HD HYUNDAI ENERGY SOLUTIONS	Electrical & Electronic	316	12%	322000
332	STX	Distribution	314	10%	011810
333	TYHLD	Other Financial	312	5%	363280
334	THELMA Therapeutics	Services	308	0%	015540
335	NamhaeChem	Chemicals	308	5%	025860
336	Pulmuone Corporate	Food & Beverages	307	0%	017810
337	ILJIN ELECTRIC	Electrical & Electronic	305	4%	103590
338	DaewonKangup	Transport Equipment	302	2%	000430
339	ILDONG PHARM	Medical Supplies	300	6%	249420
340	ShinyoungSecu(1P)	Securities	300	6%	001725
341	SamsungFN REIT	Services	299	0%	448730
342	AirBusan	Transport & Storage	298	1%	298690
343	KorCirc	Electrical & Electronic	298	2%	007810
344	HJSC	Construction	295	19%	097230
345	MAPSREALTY1	Other Financial	295	4%	094800
346	CHOILALUMINUM	Iron & Metal	291	2%	018470
347	Hanwha REIT	Services	290	0%	451800
348	KAIT	Other Financial	288	5%	123890
349	LOTTE DATA	Services	288	2%	286940
350	KUP	Medical Supplies	287	7%	033270
351	HDC HOLDINGS	Other Financial	284	16%	012630
352	SEJIN HEAVY	Transport Equipment	283	2%	075580
353	HANILHOLDINGS	Non-metallic Products	281	3%	003300
354	NamyangDairy	Food & Beverages	281	8%	003920
355	ASIACEMENT	Non-metallic Products	281	4%	183190
356	HL Holdings	Other Financial	279	8%	060980
357	LG H&H(1P)	Chemicals	279	61%	051905
358	POONGSAN HOLDINGS	Other Financial	274	12%	005810
359	KOLON PLASTICS	Chemicals	273	1%	138490
360	SGC Energy	Electricity & Gas	270	4%	005090
361	BGF	Other Financial	269	4%	027410
362	PaikkwangInd	Chemicals	269	3%	001340
363	Fursys	Other Manufacturing	269	19%	016800
364	SINDOH	Electrical & Electronic	263	10%	029530
365	EID	Distribution	261	3%	093230
366	IlsungPharm	Medical Supplies	261	1%	003120
367	HUSTEEL	Iron & Metal	260	6%	005010
368	E1	Distribution	260	4%	017940

Rank	Stock	Sector	Market Capitalisation SMM	Foreign Ownership ratio	Issue code
369	KwangdongPharm	Medical Supplies	260	19%	009290
370	DaishinSecu(1P)	Securities	259	10%	003545
371	SNT DYNAMICS	Transport Equipment	257	4%	003570
372	SeoulCtyGas	Electricity & Gas	256	4%	017390
373	SM BEXEL	Transport Equipment	255	1%	010580
374	LG HelloVision	Services	255	6%	037560
375	HANIL HYUNDAI CEMENT	Non-metallic Products	254	0%	006390
376	KYOBOSECURITIES	Securities	254	2%	030610
377	STXEngine	Machinery	254	0%	077970
378	Daehan Steel	Iron & Metal	253	7%	084010
379	KOREIT	Other Financial	253	8%	034830
380	NamsunAlum	Iron & Metal	253	4%	008350
381	SIMPAC	Iron & Metal	251	3%	009160
382	ChokwangLeat	Other Manufacturing	251	0%	004700
383	HANWHA(3PB)	Chemicals	249	14%	00088K
384	TYM	Machinery	248	4%	002900
385	E KOCREF	Services	247	1%	088260
386	AMOREPACIFIC(1P)	Chemicals	246	56%	090435
387	iMarketKorea	Distribution	245	8%	122900
388	POSCO STEELEON	Iron & Metal	245	1%	058430
389	HanmiGlobal	Services	243	2%	053690
390	IlyangPharm	Medical Supplies	242	7%	007570
391	SKSecu	Securities	241	7%	001510
392	KDHC	Electricity & Gas	241	0%	071320
393	ITSHANBUL	Chemicals	241	1%	226320
394	HANNONG	Chemicals	240	1%	011500
395	Hyundai Futurenet	Communication	239	2%	126560
396	Soosan Industries	Construction	238	1%	126720
397	NongshimHoldings	Other Financial	236	1%	072710
398	KEC	Electrical & Electronic	235	2%	092220
399	KT Skylife	Services	235	9%	053210
400	ASIA HOLDINGS	Services	233	4%	002030
401	DONGKUK CM	Iron & Metal	233	32%	460850
402	SUHEUNG	Chemicals	232	9%	008490
403	AsiaPaprmfg	Paper & Wood	232	5%	002310
404	SamjinPharm	Medical Supplies	231	3%	005500
405	MT	Transport Equipment	230	12%	009680
406	Daewonpharm	Medical Supplies	230	13%	003220
407	KISCO Holdings	Iron & Metal	230	7%	001940
408	L&L	Chemicals	229	76%	115390
409	DuckYangInd	Transport Equipment	227	1%	024900
410	TS	Food & Beverages	226	3%	001790
411	ShinsungTongsang	Distribution	223	1%	005390
412	DLCon	Construction	223	2%	001880
413	DOHWA ENGINEERING	Services	223	1%	002150
414	HankookShellOil	Chemicals	222	61%	002960

APPENDIX 1

Rank	Stock	Sector	Market Capitalisation \$MM	Foreign Ownership ratio	Issue code
415	HYUNDAI CORP	Distribution	221	9%	011760
416	REYON	Medical Supplies	221	1%	102460
417	WOONGJIN THINKBIG	Services	220	5%	095720
418	Aprogen	Machinery	220	15%	007460
419	ContenttreeJoongAng	Services	220	1%	036420
420	HanjinTrnspt	Transport & Storage	219	6%	002320
421	DongwhaPharm	Medical Supplies	217	3%	000020
422	DONGKUK HOLDINGS	Iron & Metal	217	36%	001230
423	KISCO	Iron & Metal	213	10%	104700
424	DAEDONG CORP.	Machinery	213	6%	000490
425	GENEONE	Medical Supplies	211	17%	011000
426	CURO	Machinery	210	2%	015590
427	JEIL PHARM	Medical Supplies	209	3%	271980
428	SAMYANG PACKAGING	Chemicals	209	6%	272550
429	STIC Investments	Other Financial	209	5%	026890
430	Kyungbang	Distribution	208	1%	000050
431	HANWHA GALLERIA	Distribution	207	11%	452260
432	ILJIN DIAMOND	Chemicals	207	2%	081000
433	HMSEC	Securities	207	3%	001500
434	SNT Holdings	Other Financial	206	10%	036530
435	Daesang Holdings	Other Financial	205	6%	084690
436	SAMICKTHK	Machinery	204	34%	004380
437	KC	Medical & Machines	203	8%	029460
438	Gwangju Shinsegae	Distribution	202	10%	037710
439	K.M.G	Distribution	201	1%	450140
440	KolonGlobal	Construction	200	2%	003070
441	HYOSUNG CHEM	Chemicals	199	4%	298000
442	KidariStudio	Services	199	0%	020120
443	WhaninPharm	Medical Supplies	199	13%	016580
444	KOLMAR KOREA HOLDINGS	Other Financial	198	15%	024720
445	HANSOLPAPER	Paper & Wood	197	7%	213500
446	HyundaiMtr(3PB)	Transport Equipment	197	18%	005389
447	AK Holdings	Other Financial	194	5%	006840
448	HansolTechnics	Electrical & Electronic	193	13%	004710
449	BYC	Textile & Apparel	192	2%	001460
450	SEJONG	Transport Equipment	190	8%	033530
451	AJUSTEEL	Iron & Metal	190	21%	139990
452	Hana Pharm	Medical Supplies	188	0%	293480
453	TONGYANG	Non-metallic Products	188	5%	001520
454	Daol SEC	Securities	186	8%	030210
455	NPC	Chemicals	185	1%	004250
456	CHONGKUNDANG HOLDINGS	Medical Supplies	185	4%	001630
457	SamyungTrdg	Distribution	185	18%	002810
458	TAPEX	Chemicals	185	8%	055490
459	Aprogen Biologics	Medical Supplies	183	2%	003060
460	KOLON CORP	Other Financial	183	9%	002020

Rank	Stock	Sector	Market Capitalisation SMM	Foreign Ownership ratio	Issue code
461	XI SND	Services	181	1%	317400
462	NEXEN	Chemicals	181	2%	005720
463	IlshinSpng	Textile & Apparel	180	8%	003200
464	DIC	Transport Equipment	180	2%	092200
465	JW HOLDINGS	Other Financial	179	2%	096760
466	TAEKYUNG BK	Non-metallic Products	179	1%	014580
467	MWH	Other Financial	178	0%	107590
468	SEBANG	Transport & Storage	176	11%	004360
469	DAESUNG HOLDINGS	Services	175	5%	016710
470	KIH(1P)	Other Financial	175	15%	071055
471	ILJINHOLDINGS	Other Financial	175	5%	015860
472	HYUNDAI G.F. HOLDINGS	Other Financial	175	9%	005440
473	KEPID	Services	174	1%	130660
474	SJDR	Food & Beverages	174	4%	003960
475	STX Heavy Industries	Machinery	174	1%	071970
476	TaekyungInd	Chemicals	174	3%	015890
477	HYUNDAI BNG STEEL	Iron & Metal	173	4%	004560
478	GS Global	Distribution	173	4%	001250
479	KPXCHEMICAL	Chemicals	172	27%	025000
480	CJ(4PC)	Other Financial	172	4%	00104K
481	DONGSUNG CHEMICAL	Services	172	3%	102260
482	SEOYON	Other Financial	172	5%	007860
483	Moorim P&P	Paper & Wood	172	2%	009580
484	DaechangForging	Transport Equipment	172	7%	015230
485	BookookSecu	Securities	171	1%	001270
486	LSNetworks	Distribution	171	0%	000680
487	SHINSEGAE I&C	Services	171	3%	035510
488	DAEKYO	Services	170	2%	019680
489	DAEDUCK	Other Financial	169	7%	008060
490	NI STEEL	Iron & Metal	169	5%	008260
491	DaehanFlrMill	Food & Beverages	167	9%	001130
492	DI	Medical & Machines	166	9%	003160
493	DAESUNGENERGY	Electricity & Gas	165	0%	117580
494	KYOCHON F&B	Distribution	164	0%	339770
495	KUMHOE&C	Construction	164	5%	002990
496	KPXHOLDINGS	Chemicals	164	28%	092230
497	HDCLABS	Construction	164	4%	039570
498	HITEJINROHOLDINGS	Other Financial	164	7%	000140
499	LOTTE Himart	Distribution	163	4%	071840
500	ShindaeyangPapr	Paper & Wood	162	4%	016590
501	LS C&S ASIA	Other Financial	162	2%	229640
502	KUMKANG KIND	Iron & Metal	162	2%	014280
503	SungshinCement	Non-metallic Products	160	4%	004980
504	KSS LINE	Transport & Storage	160	6%	044450
505	JW LIFESCIENCE	Medical Supplies	160	2%	234080
506	JEIL PHARMA HOLDINGS	Services	159	10%	002620

Rank	Stock	Sector	Market Capitalisation SMM	Foreign Ownership ratio	Issue code
507	HSInd	Chemicals	159	9%	006060
508	D&D platform REIT	Services	159	1%	377190
509	E-WORLD	Other Manufacturing	158	0%	084680
510	GREEN CHEMICAL	Chemicals	157	1%	083420
511	SAMSUNG PUBLISHING	Services	157	1%	068290
512	KYUNG DONG INVEST	Other Financial	156	4%	012320
513	Y2 Solution	Electrical & Electronic	156	1%	011690
514	FIRSTEC	Machinery	156	1%	010820
515	AJ Networks	Services	155	3%	095570
516	KyunginSynth	Chemicals	155	3%	012610
517	DOOSAN(1P)	Other Financial	154	13%	000155
518	SUNJIN	Food & Beverages	153	12%	136490
519	HeungkukF&MIns	Insurance	151	2%	000540
520	SAMSUNG PHARM	Medical Supplies	151	5%	001360
521	SajoInd	Agriculture	151	3%	007160
522	LG Corp.(1P)	Other Financial	150	45%	003555
523	HansaeYes24Holdings	Textile & Apparel	150	2%	016450
524	HLB GLOBAL	Mining	150	5%	003580
525	KORAMCO THE ONE REIT	Services	149	0%	417310
526	DAESUNGIND	Distribution	148	1%	128820
527	KumhoPetrochem(1P)	Chemicals	148	9%	011785
528	Kyungnong	Chemicals	147	1%	002100
529	Yesco Holdings	Services	147	9%	015360
530	HANDOK	Medical Supplies	147	1%	002390
531	SamsungElecMech(1P)	Electrical & Electronic	147	7%	009155
532	S-Oil(1P)	Chemicals	145	12%	010955
533	Baiksan	Chemicals	145	2%	035150
534	SamyoungElec	Electrical & Electronic	145	40%	005680
535	Tailim Pkg	Paper & Wood	143	1%	011280
536	JS CORP	Other Manufacturing	142	1%	194370
537	SHSBREIT	Services	141	1%	404990
538	DY POWER	Machinery	141	6%	210540
539	WOOJIN	Medical & Machines	140	1%	105840
540	ChinhungInt	Construction	139	1%	002780
541	ABLE C&C	Chemicals	139	11%	078520
542	Chinyang Holdings	Chemicals	138	2%	100250
543	Dong Ah E&C	Construction	135	5%	028100
544	KIM Parallel OIL	Other Financial	134	0%	168490
545	Haitai Confectionery	Food & Beverages	134	1%	101530
546	TAEKYUNG CHEMICAL	Chemicals	134	2%	006890
547	SNT Energy	Machinery	133	4%	100840
548	NHIS(1P)	Securities	132	2%	005945
549	KUMHO HT	Transport Equipment	132	2%	214330
550	DBFI	Securities	132	9%	016610
551	CJ CheilJedang(1P)	Food & Beverages	131	30%	097955
552	SamhwaPaint	Chemicals	131	6%	000390

Rank	Stock	Sector	Market Capitalisation SMM	Foreign Ownership ratio	Issue code
553	AUK	Electrical & Electronic	129	20%	017900
554	UNIONMaterials	Non-metallic Products	129	0%	047400
555	HYUNDAILIVART	Other Manufacturing	129	3%	079430
556	KorCastIronPipe	Iron & Metal	129	5%	000970
557	DONGWON METAL	Transport Equipment	127	3%	018500
558	IGIS Value REIT	Services	126	2%	334890
559	SEMPIO	Other Financial	125	5%	007540
560	HanshinMach	Machinery	125	4%	011700
561	KYONGBO	Medical Supplies	124	1%	214390
562	Hancom Lifecare	Medical & Machines	124	0%	372910
563	ManhoRope&Wire	Iron & Metal	124	1%	001080
564	NOROOPAINT	Chemicals	124	4%	090350
565	DONG AH TIRE	Chemicals	124	3%	282690
566	DY	Other Financial	123	4%	013570
567	INSCOB	Communication	123	6%	006490
568	WELLBIOTEC	Distribution	123	1%	010600
569	DaeguDptStr	Distribution	122	1%	006370
570	EUSU HOLDINGS	Services	121	18%	000700
571	Muhak	Food & Beverages	121	4%	033920
572	SF	Services	120	3%	031440
573	Silla	Agriculture	119	3%	004970
574	DongsungPharm	Medical Supplies	119	5%	002210
575	LeekuInd	Iron & Metal	118	1%	025820
576	HUVIS	Chemicals	117	1%	079980
577	CONBUZZ	Electrical & Electronic	116	0%	109070
578	FARMSCO	Food & Beverages	116	1%	036580
579	AnamElec	Electrical & Electronic	116	6%	008700
580	SamyangTongsang	Other Manufacturing	116	4%	002170
581	Seongan	Textile & Apparel	115	0%	011300
582	DIC	Iron & Metal	115	1%	004890
583	Byuksan	Non-metallic Products	114	3%	007210
584	Inzi	Transport Equipment	114	5%	023800
585	Krc	Non-metallic Products	114	1%	010040
586	Dongbu Corporation	Construction	113	1%	005960
587	YP	Services	113	1%	070960
588	SoosanHvyInd	Machinery	113	3%	017550
589	Shinwon	Textile & Apparel	113	2%	009270
590	HYOSUNG ITX	Services	112	0%	094280
591	AsianaIDT	Services	112	1%	267850
592	TAEYOUNG E&C	Construction	112	7%	009410
593	SAMYOUNG	Chemicals	111	2%	003720
594	SAMSUNG C&T(1PB)	Distribution	111	16%	02826K
595	SAJODONGAONE	Food & Beverages	111	1%	008040
596	KANGNAM JEVISCO	Chemicals	110	10%	000860
597	CITECH	Other Manufacturing	109	3%	004920
598	MCC	Chemicals	109	2%	134380

APPENDIX 1

Rank	Stock	Sector	Market Capitalisation SMM	Foreign Ownership ratio	Issue code
599	SCEHoldings	Services	109	3%	000180
600	KyeryongConst	Construction	109	13%	013580
601	HDCHEP	Chemicals	108	5%	089470
602	HwangKum S&T	Iron & Metal	108	5%	032560
603	DaeyoungPkg	Paper & Wood	108	0%	014160
604	DCM	Iron & Metal	108	2%	024090
605	DaehanSynthFibr	Chemicals	108	0%	003830
606	KTcs	Services	108	6%	058850
607	SAMWONSTEEL	Transport Equipment	108	1%	023000
608	NHALLONERIT	Services	107	1%	400760
609	KukdongOil&Chem.	Chemicals	107	3%	014530
610	DaiyangMtl	Iron & Metal	106	3%	009190
611	YuhwaSecu	Securities	105	1%	003460
612	AMOREG(3PC)	Chemicals	105	4%	00279K
613	SamwhaElec	Electrical & Electronic	105	24%	009470
614	NorooHoldings	Other Financial	105	4%	000320
615	SEMPIO FOODS	Food & Beverages	105	5%	248170
616	SK Innovation(1P)	Chemicals	105	15%	096775
617	Shinhung	Distribution	104	0%	004080
618	DONGNAMCHEMICAL	Chemicals	104	0%	023450
619	SeAH SPECIAL STEEL	Iron & Metal	103	2%	019440
620	TONYMOLY	Chemicals	103	1%	214420
621	DUAL	Transport Equipment	103	2%	016740
622	CTR Mobility	Transport Equipment	102	1%	308170
623	GAONCABLE	Electrical & Electronic	101	3%	000500
624	HANSOL HOLDINGS	Other Financial	100	11%	004150
625	SHINIL ELECTRONICS	Distribution	99	1%	002700
626	DAECHANG	Iron & Metal	99	2%	012800
627	KCTC	Transport & Storage	99	2%	009070
628	KorPetro	Non-metallic Products	99	1%	004090
629	CHOSUN WELDING	Machinery	98	2%	120030
630	CKDBio	Medical Supplies	98	1%	063160
631	DAYOUPUS	Electrical & Electronic	96	1%	000300
632	INFAC	Transport Equipment	95	2%	023810
633	DAISHINSECU(2PB)	Securities	95	2%	003547
634	KorExptPkgInd	Paper & Wood	94	4%	002200
635	KorApoSvc	Transport & Storage	93	4%	005430
636	Hyundai pharm	Medical Supplies	93	2%	004310
637	SINGSONGHOLDINGS	Distribution	93	3%	006880
638	KOREA STEEL	Iron & Metal	93	0%	007280
639	KOREA MOVENEX	Transport Equipment	92	5%	010100
640	DongyangStlPipe	Iron & Metal	92	3%	008970
641	CJSEAFood	Food & Beverages	92	0%	011150
642	HKCManufacture	Chemicals	92	1%	003350
643	CHOHEUNG	Food & Beverages	91	0%	002600
644	KWANG MYUNG ELEC	Electrical & Electronic	91	2%	017040

Rank	Stock	Sector	Market Capitalisation SMM	Foreign Ownership ratio	Issue code
645	MichangOil	Chemicals	89	32%	003650
646	KYUNG DONG CITY GAS	Electricity & Gas	89	15%	267290
647	DaewonChem	Chemicals	89	1%	024890
648	UNI CHEM	Other Manufacturing	88	1%	011330
649	INCHEON CITY GAS	Electricity & Gas	86	2%	034590
650	HanyangSecu	Securities	86	7%	001750
651	Doosanfc(1P)	Electrical & Electronic	86	16%	33626K
652	Mirae	Medical & Machines	86	2%	025560
653	HHI Holdings	Electricity & Gas	85	1%	003480
654	CROWN	Food & Beverages	85	3%	264900
655	IlsungConst	Construction	85	65%	013360
656	SAVEZONEI&C	Distribution	84	9%	067830
657	SamilPharm	Medical Supplies	84	3%	000520
658	SamickMusInstr	Other Manufacturing	83	2%	002450
659	IGIS RESIDENCE REIT	Services	83	0%	350520
660	DRB Holding	Chemicals	83	1%	004840
661	WOONGJIN	Services	82	2%	016880
662	HYUNDAI CORP. HOLDINGS	Distribution	82	3%	227840
663	KTis	Services	82	3%	058860
664	Union	Non-metallic Products	81	0%	000910
665	HS Corp	Transport Equipment	81	3%	013520
666	Dynamic Design	Machinery	81	0%	145210
667	SG CORPORATION	Distribution	80	1%	004060
668	Pangrim	Textile & Apparel	80	1%	003610
669	A Plus Asset	Other Financial	80	2%	244920
670	Monalisa	Paper & Wood	79	1%	012690
671	NH SPAC 19	Other Financial	79	3%	380440
672	DongbangTrnspt&Log	Transport & Storage	79	2%	004140
673	G R	Services	79	33%	035000
674	Comtec	Services	78	1%	031820
675	HANKOOKCOSMETICS	Distribution	76	0%	123690
676	HwasungInd	Construction	76	6%	002460
677	KISHIN	Machinery	76	64%	092440
678	IlshinStone	Distribution	76	3%	007110
679	MOORIM PAPER	Paper & Wood	76	3%	009200
680	SamwhaElec	Electrical & Electronic	75	5%	011230
681	GMB Korea	Transport Equipment	75	56%	013870
682	HL D&I	Construction	75	2%	014790
683	KorInd	Food & Beverages	75	1%	002140
684	MIRAEASSETGREIT	Services	74	0%	396690
685	Bolak	Chemicals	74	1%	002760
686	ILDONG HOLDINGS	Medical Supplies	74	2%	000230
687	DRB Industrial	Chemicals	73	3%	163560
688	CJ(1P)	Other Financial	72	7%	001045
689	Daehyun	Textile & Apparel	72	6%	016090
690	ShinyoungWacoal	Textile & Apparel	71	26%	005800

Rank	Stock	Sector	Market Capitalisation SMM	Foreign Ownership ratio	Issue code
691	Playgram	Distribution	71	1%	009810
692	HWACHEON	Machinery	71	1%	010660
693	DongbangAgro	Chemicals	71	31%	007590
694	KleanNara	Paper & Wood	71	1%	004540
695	SAC	Transport Equipment	71	67%	075180
696	SamsungClimateContro	Transport Equipment	71	3%	006660
697	MANIKER	Food & Beverages	70	1%	027740
698	HS R&A	Transport Equipment	70	3%	378850
699	HanshinConst	Construction	69	7%	004960
700	SDC	Construction	69	5%	010960
701	WOOJIN PLAIMM	Machinery	69	6%	049800
702	SewonPrecsInd	Transport Equipment	69	12%	021820
703	DASCO	Machinery	69	3%	058730
704	CROWNHAITAI Holdings	Other Financial	69	2%	005740
705	KUKBO	Transport & Storage	69	0%	001140
706	NamkwangEng&Const	Construction	69	1%	001260
707	PharmGen Science	Medical Supplies	69	2%	004720
708	UNID btplus	Paper & Wood	68	4%	446070
709	COSMAX bti	Other Financial	68	4%	044820
710	TELCOWARE	Services	68	1%	078000
711	Kumbi	Non-metallic Products	67	0%	008870
712	YuyuPharma	Medical Supplies	67	1%	000220
713	PHC	Transport Equipment	67	2%	090080
714	HanilIron&Stl	Iron & Metal	67	1%	002220
715	MASTERN PREMIER REIT	Services	66	0%	357430
716	Hojeon	Textile & Apparel	66	2%	111110
717	ChokwangPaint	Chemicals	65	2%	004910
718	NK	Machinery	65	3%	085310
719	SANGSANGININV&SEC	Securities	65	0%	001290
720	KH FEELUX	Electrical & Electronic	65	6%	033180
721	EagonInd	Paper & Wood	64	5%	008250
722	SANGSIN	Transport Equipment	64	4%	041650
723	HomeDeco	Paper & Wood	64	3%	025750
724	Kukje Pharma	Medical Supplies	64	1%	002720
725	SamhwaCrown&Closure	Machinery	64	4%	004450
726	HISTEEL	Iron & Metal	64	1%	071090
727	DaewonCbl	Electrical & Electronic	64	3%	006340
728	PAN-PACIFIC	Textile & Apparel	64	3%	007980
729	DAEWOOELECCOMPONENTS	Transport Equipment	64	2%	009320
730	DAEHOAL	Iron & Metal	63	1%	069460
731	HMT	Machinery	63	10%	000850
732	KC Green Holdings	Other Financial	63	1%	009440
733	BohaeBrew	Food & Beverages	63	1%	000890
734	HuneeedTechnologies	Electrical & Electronic	63	25%	005870
735	Chinyang Industry	Chemicals	63	1%	003780
736	CHEILGRINDING	Non-metallic Products	62	4%	001560

Rank	Stock	Sector	Market Capitalisation SMM	Foreign Ownership ratio	Issue code
737	Myungmoon Pharm	Medical Supplies	62	1%	017180
738	Namsung	Distribution	62	1%	004270
739	OBI	Medical Supplies	62	1%	002630
740	WooshinSystems	Machinery	62	4%	017370
741	SAJOSEAFOOD	Food & Beverages	62	1%	014710
742	YoosungEnt	Transport Equipment	62	11%	002920
743	KC COTTRELL	Machinery	62	1%	119650
744	DSR	Iron & Metal	61	1%	155660
745	HANSAEMK	Distribution	61	1%	069640
746	SunnyElec	Electrical & Electronic	61	5%	004770
747	NH Prime REIT	Services	61	0%	338100
748	In the F	Textile & Apparel	61	1%	014990
749	SH ENERCHEM	Chemicals	60	33%	002360
750	OYANG	Food & Beverages	60	2%	006090
751	HaeinCorp	Distribution	60	2%	003010
752	BusanInd	Non-metallic Products	59	1%	011390
753	DOOSAN(2PB)	Other Financial	59	0%	000157
754	INTERGIS	Transport & Storage	59	3%	129260
755	YOUNGWIRE	Iron & Metal	59	1%	012160
756	DAYOU A-TECH	Transport Equipment	59	1%	002880
757	HanchangPaper	Paper & Wood	59	1%	009460
758	HANWHA SOLUTIONS(1P)	Chemicals	59	4%	009835
759	SeoulFoodInd	Food & Beverages	59	2%	004410
760	DONGYANG PISTON	Transport Equipment	58	2%	092780
761	Sidiz	Other Manufacturing	58	1%	134790
762	CAMUS E&S	Construction	58	1%	013700
763	Chobi	Chemicals	58	1%	001550
764	SJM	Transport Equipment	57	15%	123700
765	YoungboChem	Chemicals	57	53%	014440
766	FINEBESTEEL	Iron & Metal	57	2%	133820
767	A&P	Electrical & Electronic	57	0%	015260
768	seha	Paper & Wood	57	0%	027970
769	BUMYANG CONST	Construction	56	1%	002410
770	ChunilExp	Transport & Storage	56	0%	000650
771	HANDS CORPORATION	Transport Equipment	56	0%	143210
772	SK(1P)	Other Financial	56	1%	03473K
773	KECC	Services	55	2%	023350
774	TaihanTextl	Textile & Apparel	55	1%	001070
775	MoonbaeStl	Iron & Metal	54	3%	008420
776	KOLON IND(1P)	Chemicals	54	12%	120115
777	SBW	Textile & Apparel	54	1%	102280
778	METALABS	Textile & Apparel	54	0%	090370
779	Hansol Logistics	Transport & Storage	54	3%	009180
780	Ascendio	Services	54	0%	012170
781	KBIDK	Transport Equipment	54	2%	001620
782	ILJINDISPLAY	Electrical & Electronic	54	1%	020760

APPENDIX 1

Rank	Stock	Sector	Market Capitalisation \$MM	Foreign Ownership ratio	Issue code
783	Solus Advanced Materials(1P)	Electrical & Electronic	53	12%	33637K
784	T-way Holdings	Non-metallic Products	53	1%	004870
785	SJMH	Distribution	53	7%	025530
786	DSRWIRE	Iron & Metal	52	3%	069730
787	WOOSUNG	Food & Beverages	52	1%	006980
788	SAMJUNGPULP	Paper & Wood	52	3%	009770
789	SAMIL C&S	Non-metallic Products	52	0%	004440
790	THN	Electrical & Electronic	52	3%	019180
791	CSHOLDINGS	Other Financial	51	3%	000590
792	Duksung	Chemicals	51	1%	004830
793	HanExpress	Transport & Storage	51	3%	014130
794	Bookook Steel	Iron & Metal	51	3%	026940
795	SungboChem	Chemicals	51	1%	003080
796	VISANG	Services	51	6%	100220
797	INBIOGEN	Distribution	51	0%	101140
798	Monami	Distribution	50	2%	005360
799	Seowon	Iron & Metal	50	2%	021050
800	ShinsegaeE&C	Construction	50	5%	034300
801	AmoreG(1P)	Chemicals	50	39%	002795
802	HyundaiEng&Con(1P)	Construction	49	4%	000725
803	SKCHEM(1P)	Chemicals	49	16%	28513K
804	Yuhan(1P)	Medical Supplies	49	0%	000105
805	MAPS REIT 1	Services	49	0%	357250
806	TaeyangMtl	Transport Equipment	48	3%	004100
807	DAELIM B&Co	Non-metallic Products	48	1%	005750
808	CHUNGHO ICT	Machinery	47	1%	012600
809	ShinpoongPharm(1P)	Medical Supplies	46	0%	019175
810	Kukdong	Distribution	46	3%	005320
811	SG GLOBAL	Transport Equipment	46	1%	001380
812	GS(1P)	Other Financial	46	9%	078935
813	KECHOLDINGS	Other Financial	45	3%	006200
814	KeyangElecMach	Machinery	45	3%	012200
815	GALAXIA SM	Services	45	2%	011420
816	IHQ	Services	45	3%	003560
817	BookookSecu(1P)	Securities	43	12%	001275
818	PHHC	Transport Equipment	43	16%	010770
819	SC ENGINEERING	Construction	43	2%	023960
820	MIRAE ASSET SEC(1P)	Securities	43	0%	006805
821	NamyangDairy(1P)	Food & Beverages	42	43%	003925
822	DAIDONG	Electrical & Electronic	42	40%	008110
823	SEWON E&C	Machinery	42	5%	091090
824	PaperCorea	Paper & Wood	42	1%	001020
825	SeondoElec	Electrical & Electronic	42	5%	007610
826	YeonghwaMtl	Transport Equipment	41	2%	012280
827	KR MOTORS	Transport Equipment	41	46%	000040
828	RIFA	Distribution	41	1%	000760

Rank	Stock	Sector	Market Capitalisation SMM	Foreign Ownership ratio	Issue code
829	ChinYangChem	Chemicals	40	0%	051630
830	DaelimTrdg	Machinery	40	1%	006570
831	MHETHANOL	Food & Beverages	40	0%	023150
832	Wonlim	Textile & Apparel	38	4%	005820
833	VIVIEN	Textile & Apparel	38	1%	002070
834	ChinYangPoly	Chemicals	38	2%	010640
835	KTOPREITS	Services	37	15%	145270
836	UANGEL	Services	37	1%	072130
837	DL E&C(2PC)	Construction	37	5%	37550L
838	THE MEDIPHARM	Distribution	37	0%	118000
839	LotteChilsung(1P)	Food & Beverages	37	7%	005305
840	MiraeING	Services	36	2%	007120
841	KIM ANKOR OIL	Other Financial	36	0%	152550
842	Chonbang	Textile & Apparel	36	0%	000950
843	SungmoonElec	Electrical & Electronic	34	3%	014910
844	HYUNGJI ELITE	Textile & Apparel	34	1%	093240
845	WISCOM	Chemicals	34	1%	024070
846	WOJINI&S	Construction	34	1%	010400
847	DONGYANG EXPRESS	Transport & Storage	34	0%	084670
848	YuhwaSecu(1P)	Securities	34	0%	003465
849	Badaro19	Services	34	1%	155900
850	DONG IL STEEL	Iron & Metal	33	2%	002690
851	JOOYONTECH	Electrical & Electronic	32	2%	044380
852	Sewooglobal	Distribution	32	2%	013000
853	DL E&C(1P)	Construction	31	5%	37550K
854	Century	Distribution	31	2%	002420
855	Charm Engineering	Machinery	30	3%	009310
856	KyunginElec	Electrical & Electronic	30	12%	009140
857	Enex	Other Manufacturing	30	1%	011090
858	WillBes	Distribution	30	3%	008600
859	PusanCstIron	Transport Equipment	29	4%	005030
860	e-STARCO	Services	29	1%	015020
861	HtlShilla(1P)	Distribution	29	2%	008775
862	DL(1P)	Chemicals	29	7%	000215
863	DongwonFish	Agriculture	29	1%	030720
864	TBH GLOBAL	Textile & Apparel	29	4%	084870
865	SK Discovery(1P)	Other Financial	29	1%	006125
866	TaewonMulsan	Transport Equipment	28	3%	001420
867	KumhoElec	Electrical & Electronic	28	1%	001210
868	Hanchang	Distribution	27	1%	005110
869	SHINPOONG	Distribution	27	1%	002870
870	HansungEnt	Food & Beverages	26	2%	003680
871	Yuanta Securities(1P)	Securities	26	0%	003475
872	HankookSteel	Machinery	26	5%	025890
873	SUN&L	Paper & Wood	26	1%	002820
874	HANSOLPNS	Distribution	26	2%	010420

APPENDIX 1

Rank	Stock	Sector	Market Capitalisation SMM	Foreign Ownership ratio	Issue code
875	DAEKYO(1PB)	Services	26	3%	019685
876	CHASYS	Transport Equipment	24	3%	033250
877	KAL(1P)	Transport & Storage	24	1%	003495
878	JINDO	Distribution	24	3%	088790
879	BYC(1P)	Textile & Apparel	24	0%	001465
880	SHD	Iron & Metal	24	0%	001770
881	LOTTE(1P)	Other Financial	23	0%	00499K
882	MODETOURREIT	Services	23	0%	204210
883	CAPRO	Chemicals	23	4%	006380
884	Doosanfc(2PB)	Electrical & Electronic	23	0%	33626L
885	Jayjun Cosmetic	Chemicals	22	0%	025620
886	SEBANG(1P)	Transport & Storage	21	15%	004365
887	GCH Corp(2PB)	Services	19	0%	005257
888	DaeduckElectro(1P)	Electrical & Electronic	18	1%	35320K
889	Hitron	Electrical & Electronic	18	1%	019490
890	KOAS	Other Manufacturing	17	1%	071950
891	H.I.S.C(1P)	Securities	17	1%	003535
892	K.M.G(1P)	Distribution	16	0%	45014K
893	LX HAUSYS(1P)	Chemicals	15	12%	108675
894	NEXENTIRE(1PB)	Chemicals	15	5%	002355
895	Daesang(1P)	Food & Beverages	15	1%	001685
896	BK TOPS	Services	15	1%	030790
897	Solus Advanced Materials(2PB)	Electrical & Electronic	15	0%	33637L
898	KorCirc(1P)	Electrical & Electronic	14	1%	007815
899	HITEJINRO(2PB)	Food & Beverages	14	3%	000087
900	TS(1P)	Food & Beverages	14	2%	001795
901	HANWHA GALLERIA(1P)	Distribution	13	2%	45226K
902	A REIT	Services	13	0%	140910
903	NPC(1P)	Chemicals	13	2%	004255
904	SAMYANGHOLDINGS(1P)	Other Financial	12	1%	000075
905	KolonGlobal(1P)	Construction	12	0%	003075
906	IljeongInd	Textile & Apparel	12	0%	008500
907	Hanwha(1P)	Chemicals	12	0%	000885
908	KOLON CORP(1P)	Other Financial	12	6%	002025
909	LX HOLDINGS(1P)	Other Financial	11	2%	38380K
910	HANJINKAL(1P)	Transport & Storage	11	1%	18064K
911	JWPHARMA(2PB)	Medical Supplies	10	0%	001067
912	YuyuPharma(1P)	Medical Supplies	10	1%	000225
913	TYHLD(1P)	Other Financial	9	0%	36328K
914	DAEDUCK(1P)	Other Financial	9	0%	00806K
915	NEXEN(1P)	Chemicals	9	14%	005725
916	JWPHARMA(1P)	Medical Supplies	8	0%	001065
917	TaeyangMtl(1P)	Transport Equipment	7	0%	004105
918	SYC(1P)	Food & Beverages	7	1%	145995
919	SKSecu(1P)	Securities	7	0%	001515
920	SungshinCement(1P)	Non-metallic Products	7	3%	004985

Rank	Stock	Sector	Market Capitalisation \$MM	Foreign Ownership ratio	Issue code
921	SamsungHvyInd(1P)	Transport Equipment	7	2%	010145
922	Daesang Holdings(1P)	Other Financial	6	1%	084695
923	TAEYOUNG E&C(1P)	Construction	6	1%	009415
924	CROWN(1P)	Food & Beverages	6	0%	26490K
925	IlyangPharm(1P)	Medical Supplies	6	0%	007575
926	Duksung(1P)	Chemicals	6	1%	004835
927	NamsunAlum(1P)	Iron & Metal	5	0%	008355
928	KUMKANG KIND(1P)	Iron & Metal	5	1%	014285
929	HanyangSecu(1P)	Securities	5	0%	001755
930	DWS(1P)	Chemicals	5	0%	014825
931	DaewonCbl(1P)	Electrical & Electronic	5	1%	006345
932	Dongbu(1P)	Construction	5	19%	005965
933	CROWNHAITAI Holdings(1P)	Other Financial	5	1%	005745
934	NOROOPAINT(1P)	Chemicals	5	0%	090355
935	HITEJINROHOLDINGS(1P)	Other Financial	4	1%	000145
936	KOR CIRC(2PB)	Electrical & Electronic	4	2%	00781K
937	KUMHOE&C(1P)	Construction	4	0%	002995
938	KleanNara(1P)	Paper & Wood	4	4%	004545
939	SeoulFoodInd(1P)	Food & Beverages	4	0%	004415
940	NorooHoldings(1P)	Other Financial	4	2%	000325
941	SungmoonElec(1P)	Electrical & Electronic	4	0%	014915
942	CJSEAFOOD(1P)	Food & Beverages	4	0%	011155
943	CHINHUNG INT(1PB)	Construction	3	0%	002785
944	KeyangElecMach(1P)	Machinery	3	2%	012205
945	HeungkukF&MIns(1P)	Insurance	3	0%	000545
946	YuyuPharma(2PB)	Medical Supplies	3	0%	000227
947	TONGYANG(2PB)	Non-metallic Products	3	0%	001527
948	TONGYANG(1P)	Non-metallic Products	3	0%	001525
949	CHINHUNG INT (2PB)	Construction	3	0%	002787
950	DB HiTek(1P)	Electrical & Electronic	3	3%	000995
951	SKNetworks(1P)	Distribution	2	0%	001745
952	HeungkukF&MIns(2PB)	Insurance	1	1%	000547
953	HYUNDAI BNG STEEL(1P)	Iron & Metal	1	1%	004565

APPENDIX 2. Full list of KOSDAQ firms ranked by market capitalisation

SOURCE. Oxford Metrica. Market values (\$ MM) at 7 July 2023.

Rank	Stock	Sector	Market Capitalisation \$MM	Foreign Ownership ratio	Issue code
1	ECOPROBM	Electrical & Electronic	21.065	9%	247540
2	ECOPRO	Financials	20.073	6%	086520
3	Celltrion Healthcare	Distribution	7.780	17%	091990
4	L&F	Electrical & Electronic	6.635	21%	066970
5	JYP Ent.	Recreation,Culture	3.572	47%	035900
6	HLB	Pharmaceuticals	2.905	13%	028300
7	PearlAbyss	Digital Contents	2.476	14%	263750
8	OSSTEMIMPLANT	Medical & Machines	2.253	1%	048260
9	Celltrionph	Pharmaceuticals	2.130	8%	068760
10	POSCO DX	Other Services	1.983	2%	022100
11	Caregen	Pharmaceuticals	1.975	4%	214370
12	SME	Recreation,Culture	1.934	14%	041510
13	Kakao Games	Digital Contents	1.865	12%	293490
14	WCP	Electrical & Electronic	1.827	6%	393890
15	Lunit	Software	1.738	21%	328130
16	LEENO	Semiconductors	1.736	38%	058470
17	HPSP	Semiconductors	1.707	14%	403870
18	CLASSYS	Medical & Machines	1.590	74%	214150
19	DONGJIN	Semiconductors	1.580	10%	005290
20	Alteogen	Other Services	1.535	7%	196170
21	Soulbrain	Chemicals	1.436	29%	357780
22	Chunbo	Chemicals	1.434	6%	278280
23	Rainbow Robotics	Machinery	1.349	2%	277810
24	MedyTox	Pharmaceuticals	1.319	9%	086900
25	SungEel HiTech	Chemicals	1.215	2%	365340
26	DAEJOO	IT Components	1.179	13%	078600
27	ANP	Chemicals	1.172	6%	121600
28	WONIK IPS	Semiconductors	1.152	18%	240810
29	Studio Dragon	Recreation,Culture	1.138	8%	253450
30	YG Entertainment	Recreation,Culture	1.125	20%	122870
31	YSFC Co.,Ltd	Machinery	1.111	1%	372170
32	NEXON Games	Digital Contents	1.105	4%	225570
33	CJ ENM	Broadcasting	1.061	14%	035760
34	ST Pharm	Pharmaceuticals	1.052	3%	237690
35	LAKE	Chemicals	1.052	3%	281740
36	EO Technics	Semiconductors	1.024	14%	039030
37	Paradise	Recreation,Culture	1.012	6%	034230
38	Wemade	Digital Contents	1.011	4%	112040
39	PharmaResearch	Pharmaceuticals	1.009	15%	214450
40	Hugel	Pharmaceuticals	998	58%	145020
41	P&T	Machinery	988	11%	137400
42	SFA	Machinery	975	16%	056190
43	Park Systems	Medical & Machines	973	24%	140860
44	Mezzion Pharma	Other Services	964	7%	140410
45	TCK	Semiconductors	913	70%	064760
46	BIONEER	Pharmaceuticals	909	4%	064550

Rank	Stock	Sector	Market Capitalisation SMM	Foreign Ownership ratio	Issue code
47	SCD	Pharmaceuticals	900	6%	000250
48	GigaVis	Semiconductors	899	1%	420770
49	S&S TECH	Semiconductors	858	10%	101490
50	Enchem	Chemicals	850	4%	348370
51	SW HITECH	Vehicles & Components	844	11%	015750
52	DUK SAN NEOLUX	Semiconductors	832	8%	213420
53	CANARIABIO	Food Bev. & Tobacco	818	3%	016790
54	POSCO M-TECH	Metal Products	817	1%	009520
55	SIMMTECH	Semiconductors	801	6%	222800
56	SEEGENE	Pharmaceuticals	781	12%	096530
57	JEIO	Other Services	773	1%	418550
58	ISC	Semiconductors	767	8%	095340
59	Koh Young	Machinery	756	53%	098460
60	Hana Micron	Semiconductors	750	10%	067310
61	HLBLS	Pharmaceuticals	749	4%	067630
62	Lutronic	Medical & Machines	741	19%	085370
63	ECOPRO HN	Chemicals	733	4%	383310
64	Hana Materials	Semiconductors	731	22%	166090
65	DEARU	Software	726	3%	376300
66	CIS	Machinery	715	6%	222080
67	HDBIO	Chemicals	713	7%	048410
68	WONTECH	Medical & Machines	713	6%	336570
69	LegoChem Bio	Other Services	691	11%	141080
70	NEOWIZ	Digital Contents	691	9%	095660
71	ABL Bio	Pharmaceuticals	668	5%	298380
72	JEL	Semiconductors	659	6%	036930
73	EOFlow	Medical & Machines	659	30%	294090
74	L&C BIO	Pharmaceuticals	645	6%	290650
75	Harim Holdings	Financials	642	7%	003380
76	SFASemicon	Semiconductors	633	4%	036540
77	ALMAC	Metal Products	631	0%	354320
78	AfreecaTV	Software	628	23%	067160
79	HK inno.N	Pharmaceuticals	616	3%	195940
80	DONGWHA ENTERPRISE	Paper & Wood	609	43%	025900
81	OCT Inc.	Pharmaceuticals	604	6%	039200
82	CUREXO	Distribution	592	1%	060280
83	WONIK QnC	Non-metal Products	581	7%	074600
84	MNtech	IT Components	581	2%	095500
85	INNOX Advanced Materials	IT Components	575	15%	272290
86	Jeisys Medical	Medical & Machines	573	29%	287410
87	HANA TECHNOLOGY	Machinery	572	3%	299030
88	CHA Biotech	Pharmaceuticals	563	9%	085660
89	NEXTIN	Semiconductors	561	19%	348210
90	SSC	Semiconductors	558	12%	046890
91	KANGWON ENERGY	Metal Products	554	1%	114190
92	Hydro Lithium	Metal Products	547	2%	101670

Rank	Stock	Sector	Market Capitalisation \$MM	Foreign Ownership ratio	Issue code
93	SEOJIN SYSTEM	Tel. & Broadcasting Equip.	543	8%	178320
94	C2S	Digital Contents	542	9%	078340
95	Eugenetech	Semiconductors	537	24%	084370
96	Kolon TissueGene	Pharmaceuticals	527	4%	950160
97	GOLFZON	Software	521	17%	215000
98	STCUBE	IT Components	520	4%	052020
99	NKMAX	Pharmaceuticals	501	3%	182400
100	Lithium-for-earth	Other Manufacturing	501	2%	073570
101	i-SENS	Medical & Machines	496	34%	099190
102	Intellian Tech	Electrical & Electronic	492	6%	189300
103	SPG	IT Components	488	4%	058610
104	Ananti	Hotels & Restaurants	482	5%	025980
105	AHNLAB	Software	475	22%	053800
106	PROTEC	Semiconductors	474	4%	053610
107	megastudyEdu	Other Services	464	23%	215200
108	PSK	Semiconductors	463	15%	319660
109	KoMiCo	Semiconductors	457	34%	183300
110	NICE INFO	Other Services	455	35%	030190
111	DongKook Pharm	Pharmaceuticals	453	18%	086450
112	DOOSAN TESNA	Semiconductors	451	5%	131970
113	Manyo	Chemicals	447	0%	439090
114	VRNI	Pharmaceuticals	443	2%	310210
115	GC CELL	Other Services	442	5%	144510
116	TERA SCIENCE	Metal Products	439	2%	073640
117	Connectwave	Internet	429	3%	119860
118	VATECH	Medical & Machines	428	29%	043150
119	Smart Solutions	Machinery	424	0%	136510
120	TSE	Semiconductors	424	2%	131290
121	Soulbrain Holdings	Other Services	419	4%	036830
122	EM-Tech	IT Components	419	1%	091120
123	RFHIC	Electrical & Electronic	418	8%	218410
124	KMW	Tel. & Broadcasting Equip.	414	8%	032500
125	KBH	Pharmaceuticals	410	2%	200130
126	Ray	Medical & Machines	408	18%	228670
127	WYSIWYG STUDIOS	Recreation,Culture	408	4%	299900
128	INTOPS	IT Components	405	8%	049070
129	GemVax	Machinery	402	7%	082270
130	TKCORP.	Metal Products	402	15%	023160
131	TEMC	Semiconductors	401	2%	425040
132	DIO	Medical & Machines	401	21%	039840
133	EMRO	Software	399	1%	058970
134	NATURECELL	Pharmaceuticals	399	4%	007390
135	TOP MATERIAL	Electrical & Electronic	396	0%	360070
136	HYUNDAI MOVEX	Machinery	395	0%	319400
137	PARTRON	IT Components	394	14%	091700
138	Vaxcell-Bio	Other Services	393	3%	323990

APPENDIX 2

Rank	Stock	Sector	Market Capitalisation \$MM	Foreign Ownership ratio	Issue code
139	NanoTIM	Machinery	389	1%	417010
140	Suresoft	Software	387	0%	298830
141	VITCELL	IT Components	386	20%	082920
142	SERONICS	IT Components	385	1%	042600
143	KH VATEC	IT Components	384	12%	060720
144	DAOU DATA	Distribution	380	8%	032190
145	C&C INTERNATIONAL	Chemicals	375	3%	352480
146	Seobu T&D	Hotels & Restaurants	374	11%	006730
147	SillaJen	Other Services	370	1%	215600
148	Devsisters	Digital Contents	366	3%	194480
149	DONGWOON ANATECH	Semiconductors	364	5%	094170
150	Geolit Energy	Other Services	361	4%	270520
151	ITM Semiconductor	Semiconductors	361	2%	084850
152	KG ETS	Chemicals	357	6%	151860
153	Webzen	Digital Contents	356	28%	069080
154	JNTC	Electrical & Electronic	355	1%	204270
155	Eco&Dream	Chemicals	353	2%	101360
156	SKB	Metal Products	352	8%	014620
157	Silicon2	Distribution	348	2%	257720
158	INTEROJO	Medical & Machines	346	6%	119610
159	NEPES	Semiconductors	344	7%	033640
160	MOTREX	Vehicles & Components	344	1%	118990
161	DAWONSYS	IT Components	342	9%	068240
162	GAONCHIPS	Semiconductors	331	2%	399720
163	PSK HOLDINGS	Semiconductors	329	2%	031980
164	DAE BO MAGNETIC	Machinery	328	2%	290670
165	VIOL	Medical & Machines	328	4%	335890
166	SFTC	Chemicals	325	2%	089980
167	DMENG	Construction	324	0%	389260
168	KOMIPHARM	Pharmaceuticals	324	4%	041960
169	Worldex	Semiconductors	323	10%	101160
170	DSHM	Electrical & Electronic	323	3%	077360
171	GAMSUNG Corp.	Distribution	321	11%	036620
172	Openedges Technology	Software	317	4%	394280
173	INTEKPLUS	Semiconductors	317	3%	064290
174	T&L	Pharmaceuticals	316	13%	340570
175	FINE SEMITECH	Semiconductors	313	3%	036810
176	JETEMA	Pharmaceuticals	308	1%	216080
177	EV.A.M.	IT Components	307	1%	131400
178	DONGSUNG FINETEC	Chemicals	307	5%	033500
179	Sebitchem	Chemicals	304	0%	107600
180	BioPlus	Pharmaceuticals	303	2%	099430
181	TES	Semiconductors	303	7%	095610
182	APTC	Machinery	300	3%	089970
183	Genexine	Other Services	299	7%	095700
184	INSUN ENT	Other Services	298	2%	060150

Rank	Stock	Sector	Market Capitalisation SMM	Foreign Ownership ratio	Issue code
185	InBody	Medical & Machines	297	38%	041830
186	VINATECH	IT Components	297	1%	126340
187	NHN KCP	Software	296	23%	060250
188	Humedix	Pharmaceuticals	295	7%	200670
189	NOVATECH	Other Manufacturing	289	1%	285490
190	CLIO Cosmetics	Chemicals	288	4%	237880
191	ZEUS	Machinery	286	8%	079370
192	WIMCO	Semiconductors	286	17%	104830
193	Konan Technology	Software	284	1%	402030
194	SELVAS AI	Software	284	1%	108860
195	GI Innovation	Other Services	282	0%	358570
196	COWELL F/S	Distribution	282	1%	033290
197	SHINHEUNG SEC	IT Components	281	4%	243840
198	HY-LOKCO	Metal Products	279	27%	013030
199	VUNO	Software	279	2%	338220
200	WONIK PNE	Machinery	278	0%	217820
201	CS BEARING	Machinery	277	4%	297090
202	Crystal New Material	Financials	276	31%	900250
203	HLBPHARMA	Other Services	276	1%	047920
204	KOENTEC	Other Services	274	8%	029960
205	T-ROBOTICS	Machinery	274	4%	117730
206	Amicogen	Food Bev. & Tobacco	274	8%	092040
207	Huons	Pharmaceuticals	273	20%	243070
208	ENF	Chemicals	273	12%	102710
209	CHEMTRON	Chemicals	273	5%	089010
210	COWIN	Machinery	272	7%	282880
211	Neptune	Publishing & Printing	272	0%	217270
212	MIRAI	Distribution	271	0%	254490
213	MiCo	Semiconductors	271	8%	059090
214	C&M	Semiconductors	270	4%	094360
215	MITECH	Medical & Machines	268	6%	179290
216	SAMPYO Cement	Non-metal Products	266	2%	038500
217	LB SEMICON	Semiconductors	265	3%	061970
218	YIKC	Semiconductors	265	1%	232140
219	DONGKUK	Metal Products	264	4%	005160
220	Cafe24 Corp.	Internet	264	15%	042000
221	Vieworks	Medical & Machines	262	33%	100120
222	SEOHEE CONSTRUCTION	Construction	262	6%	035890
223	TAEWOONG	Metal Products	261	4%	044490
224	NEUROMEKA	Machinery	260	0%	348340
225	HLB Therapeutics	Distribution	259	5%	115450
226	GRT	Financials	258	80%	900290
227	CJ FW	Distribution	258	14%	051500
228	KR	Other Services	257	76%	034950
229	KLS	Pharmaceuticals	256	1%	102940
230	KICC	Telecommunications	256	62%	025770

Rank	Stock	Sector	Market Capitalisation \$MM	Foreign Ownership ratio	Issue code
231	ROBOTIS	Software	255	1%	108490
232	AVACO	Machinery	255	10%	083930
233	Wemade Max	Digital Contents	254	1%	101730
234	Duksan Techopia	Semiconductors	252	1%	317330
235	JVM	Machinery	252	7%	054950
236	CheryongElec	IT Components	251	6%	033100
237	Onejoon	Machinery	251	0%	382840
238	ECHO	Other Services	251	5%	230360
239	Solid	Tel. & Broadcasting Equip.	250	6%	050890
240	HARIM	Food Bev. & Tobacco	249	2%	136480
241	TNH CO., LTD	Textile & Apparel	249	11%	298540
242	CUBEENT	Recreation,Culture	248	7%	182360
243	VT GMP	Chemicals	248	4%	018290
244	PHILOPTICS	IT Components	247	5%	161580
245	KGINICIS	Software	247	9%	035600
246	HB SOLUTION	Machinery	247	3%	297890
247	Genomictree	Other Services	247	2%	228760
248	WTIC	Financials	244	3%	041190
249	Cytogen	Other Services	244	3%	217330
250	DIAC	Vehicles & Components	244	2%	078590
251	Fine M-Tec	IT Components	244	1%	441270
252	SEMCNS	Semiconductors	243	1%	252990
253	Nepes Ark	Semiconductors	242	2%	330860
254	meerecompany	Machinery	242	1%	049950
255	Maeil Dairies	Food Bev. & Tobacco	242	12%	267980
256	CrystalGenomics	Other Services	240	5%	083790
257	Binex	Pharmaceuticals	238	6%	053030
258	Boditech	Pharmaceuticals	238	2%	206640
259	KINX	Internet	238	28%	093320
260	MKElectron	Semiconductors	237	2%	033160
261	HANCOM	Software	236	7%	030520
262	GIANTSTEP	Recreation,Culture	236	2%	289220
263	Dongwon	Construction	235	6%	013120
264	INNOX	Vehicles & Components	234	1%	088390
265	LabGen	Other Services	234	3%	084650
266	AP Systems	Semiconductors	234	14%	265520
267	Techwing	Semiconductors	234	5%	089030
268	TOPTEC	Machinery	233	4%	108230
269	kt alpha	Distribution	232	1%	036030
270	DE&T	Machinery	232	2%	079810
271	YTN	Broadcasting	231	0%	040300
272	Sukgyung	Chemicals	231	2%	357550
273	MODETOUR	Other Services	230	10%	080160
274	UniTest	Semiconductors	230	12%	086390
275	AceBed	Other Manufacturing	230	3%	003800
276	SAMT	Distribution	230	4%	031330

Rank	Stock	Sector	Market Capitalisation \$MM	Foreign Ownership ratio	Issue code
277	Telechips	Semiconductors	228	4%	054450
278	Elentec	IT Components	228	4%	054210
279	HyVISION	Medical & Machines	227	10%	126700
280	HANS BIOMED	Pharmaceuticals	226	2%	042520
281	PEPTRON	Pharmaceuticals	225	4%	087010
282	MedPacto	Other Services	225	4%	235980
283	STI	Semiconductors	224	10%	039440
284	Hyulim ROBOT	Machinery	224	6%	090710
285	HaeSung	Financials	224	1%	034810
286	ADTechnology	Semiconductors	224	2%	200710
287	SSDELTA TECH	Electrical & Electronic	223	11%	065350
288	LOT Vacuum	Semiconductors	223	6%	083310
289	HUMASIS	Pharmaceuticals	222	6%	205470
290	NPP	Machinery	222	6%	144960
291	HiDeep	Semiconductors	221	3%	365590
292	KUKJEON	Pharmaceuticals	221	0%	307750
293	JOONGANGDNM	Chemicals	220	1%	051980
294	UTI	IT Components	219	4%	179900
295	HANYANG ENG	Other Services	218	8%	045100
296	COSMECCA KOREA	Chemicals	218	2%	241710
297	UBCARE	Software	218	1%	032620
298	JINSUNG	Machinery	217	7%	036890
299	ToolGen	Other Services	217	1%	199800
300	PUM-TECH KOREA	Chemicals	216	3%	251970
301	CMG Pharmaceutical	Pharmaceuticals	214	5%	058820
302	A-JIN INDUSTRY	Vehicles & Components	214	4%	013310
303	HLBbioStep	Other Services	214	0%	278650
304	Synopex	IT Components	213	4%	025320
305	JLK	Software	213	2%	322510
306	AMOGREENTECH	IT Components	212	4%	125210
307	Mirae Asset Venture	Financials	212	1%	100790
308	TSI	Machinery	212	1%	277880
309	Access Bio	Pharmaceuticals	212	4%	950130
310	RFsemi	Semiconductors	212	4%	096610
311	Robostar	Machinery	211	2%	090360
312	WONIK HOLDINGS	Machinery	209	6%	030530
313	DASANNetwork	Tel. & Broadcasting Equip.	209	2%	039560
314	SY	Metal Products	209	1%	109610
315	Huvitz	Medical & Machines	208	4%	065510
316	A Pro	Electrical & Electronic	208	5%	262260
317	NEXTCHIP	Semiconductors	208	2%	396270
318	Hansol IONES	IT Components	207	2%	114810
319	TLB	Electrical & Electronic	206	1%	356860
320	OKins	Semiconductors	206	11%	080580
321	SANGSIN EDP	IT Components	205	2%	091580
322	SI	Tel. & Broadcasting Equip.	204	1%	099320

Rank	Stock	Sector	Market Capitalisation SMM	Foreign Ownership ratio	Issue code
323	CoAsia	IT Components	203	3%	045970
324	BCNC	Semiconductors	203	0%	146320
325	GST	Semiconductors	202	9%	083450
326	INTERFLEX	IT Components	202	5%	051370
327	EUGENE	Non-metal Products	201	3%	023410
328	KGMBLS	Software	201	4%	046440
329	AJU IB INVESTMENT	Financials	201	1%	027360
330	Prestige Biologics	Pharmaceuticals	200	39%	334970
331	HLB innoVation	Semiconductors	200	2%	024850
332	DANAL	Digital Contents	199	6%	064260
333	Ubiquoss Holdings	Financials	199	4%	078070
334	Gradiant	Distribution	199	6%	035080
335	HFR	Tel. & Broadcasting Equip.	199	2%	230240
336	Yangjisa	Publishing & Printing	198	0%	030960
337	PASECO	Electrical & Electronic	196	0%	037070
338	SUNIC SYSTEM	Semiconductors	195	1%	171090
339	ECOPLASTIC	Vehicles & Components	195	3%	038110
340	INNOSIM	Digital Contents	195	0%	274400
341	CORESTEMCHEMON	Pharmaceuticals	194	1%	166480
342	TFE	Semiconductors	194	3%	425420
343	UNISEM	Semiconductors	194	6%	036200
344	MS AUTOTECH CO., LTD	Vehicles & Components	193	3%	123040
345	Macrogen	Other Services	193	2%	038290
346	EuBio	Pharmaceuticals	193	5%	206650
347	RAONTECH	Semiconductors	193	0%	418420
348	UNISON	Machinery	193	2%	018000
349	BIODYNE	Medical & Machines	192	2%	314930
350	Dexter studios	Recreation,Culture	192	1%	206560
351	Nasmedia	Other Services	192	7%	089600
352	WooriVenturePartners	Financials	192	1%	298870
353	Huons Global	Pharmaceuticals	191	8%	084110
354	KONA I	Software	191	2%	052400
355	T&R Biofab	Pharmaceuticals	190	3%	246710
356	Helixmith	Other Services	190	10%	084990
357	Cellivery	Other Services	188	2%	268600
358	YM Tech	Electrical & Electronic	186	1%	273640
359	KRM	Semiconductors	186	0%	093640
360	Moda-InnoChips	IT Components	185	0%	080420
361	ANAPASS	Semiconductors	184	1%	123860
362	JoyCity	Digital Contents	184	4%	067000
363	KAI	Chemicals	183	2%	017890
364	DAEATI	Electrical & Electronic	183	5%	045390
365	BusinessOn	Software	182	5%	138580
366	AbClon	Pharmaceuticals	182	9%	174900
367	TOVIS	Computer Hardware	181	6%	051360
368	BHF	Electrical & Electronic	181	2%	382900

Rank	Stock	Sector	Market Capitalisation SMM	Foreign Ownership ratio	Issue code
369	AVATEC	IT Components	181	1%	149950
370	CTC BIO	Pharmaceuticals	181	1%	060590
371	SALT LUX	Software	181	2%	304100
372	NAMUGA	IT Components	180	1%	190510
373	HANYANG DIGI	Semiconductors	180	3%	078350
374	SHOWBOX	Recreation,Culture	179	1%	086980
375	eBEST IS	Financials	179	1%	078020
376	BGF Ecomaterials	Chemicals	179	1%	126600
377	FarmStory	Food Bev. & Tobacco	178	1%	027710
378	Com2uS Holdings	Digital Contents	178	4%	063080
379	Seoul Auction	Distribution	178	2%	063170
380	IFAMILYSC	Chemicals	177	2%	114840
381	Chemtros	Chemicals	176	2%	220260
382	POINT MOBILE	Electrical & Electronic	176	0%	318020
383	NICEI&T	Telecommunications	176	22%	036800
384	coocon	Software	176	1%	294570
385	SBB TECH	Machinery	176	1%	389500
386	DRTECH	Medical & Machines	176	3%	214680
387	YEST	Semiconductors	175	3%	122640
388	SAMKEE EV	Vehicles & Components	175	0%	419050
389	SM C&C	Broadcasting	175	3%	048550
390	Dongkuk S&C	Metal Products	175	1%	100130
391	MEDIPOST	Pharmaceuticals	175	10%	078160
392	Sangsangin	Computer Services	174	6%	038540
393	BNC	Pharmaceuticals	174	4%	256840
394	PHA	Vehicles & Components	174	13%	043370
395	i3system	Electrical & Electronic	174	4%	214430
396	DXVX	Other Services	173	1%	180400
397	HanilFeed	Food Bev. & Tobacco	173	1%	005860
398	KICA	Software	173	1%	053300
399	NICE TCM	Other Services	173	1%	063570
400	LEMON	Chemicals	172	0%	294140
401	BoKwang Industry	Non-metal Products	172	1%	225530
402	IntroMedic	Medical & Machines	172	0%	150840
403	ENJET	Machinery	172	0%	419080
404	DNF	Chemicals	171	4%	092070
405	T Scientific	Digital Contents	171	4%	057680
406	Zaigle	Electrical & Electronic	170	0%	234920
407	G2Power	Electrical & Electronic	170	0%	388050
408	Se Gyung Hi Tech	Electrical & Electronic	170	7%	148150
409	Vitzro Tech	Financials	169	2%	042370
410	Saramin	Internet	169	26%	143240
411	D&C MEDIA	Digital Contents	169	0%	263720
412	SAMMOK S-FORM	Metal Products	169	1%	018310
413	MAKUS	Distribution	169	15%	093520
414	AUROSTECH	Machinery	169	3%	322310

Rank	Stock	Sector	Market Capitalisation SMM	Foreign Ownership ratio	Issue code
415	Genome&Company	Pharmaceuticals	168	0%	314130
416	NeoImmuneTech	Other Services	168	2%	950220
417	Furonteer	Medical & Machines	168	5%	370090
418	Spigen Korea	IT Components	167	13%	192440
419	Setopia	Metal Products	167	0%	222810
420	HB Technology	Machinery	167	2%	078150
421	Genie Music	Digital Contents	167	1%	043610
422	GalaxiaMoneytree	Software	167	0%	094480
423	W.I.C	Vehicles & Components	165	4%	215360
424	ABEL	Electrical & Electronic	165	17%	036010
425	SHIN STEEL	Metal Products	165	0%	162300
426	WooriTG, Inc.	Electrical & Electronic	165	1%	032820
427	KX	Broadcasting	164	1%	122450
428	LION CHEMTECH	Chemicals	164	3%	171120
429	KOSES	Semiconductors	163	4%	089890
430	AprilBio	Other Services	162	2%	397030
431	BHI	Machinery	162	1%	083650
432	SOLUX	Electrical & Electronic	161	2%	290690
433	P&H TECH	Chemicals	161	4%	239890
434	CreaS F&C	Textile & Apparel	161	2%	110790
435	KDPharm	Pharmaceuticals	160	1%	011040
436	IDIS	Tel. & Broadcasting Equip.	160	2%	143160
437	POONGWON	IT Components	160	0%	371950
438	OliX	Other Services	160	4%	226950
439	POWER LOGICS	IT Components	159	6%	047310
440	PHC	Distribution	159	1%	057880
441	Yujin Robot	Machinery	159	13%	056080
442	Zaram Technology	Tel. & Broadcasting Equip.	159	1%	389020
443	ISU ABXIS	Pharmaceuticals	158	1%	086890
444	Creverse	Other Services	158	1%	096240
445	Global Tax Free	Financials	158	6%	204620
446	KT Submarine	Construction	158	2%	060370
447	GOODPEOPLE	Textile & Apparel	157	1%	033340
448	iNtRON Bio	Pharmaceuticals	157	6%	048530
449	MOBASE ELECTRONICS	Vehicles & Components	157	1%	012860
450	HKCapital	Financials	157	0%	023760
451	TiumBio	Other Services	156	0%	321550
452	GOLFZON NEWDIN HOLDINGS	Distribution	156	2%	121440
453	WiSoL	Semiconductors	155	4%	122990
454	ILJIN POWER	Construction	154	1%	094820
455	YPPC	Machinery	154	10%	036560
456	Genesystem	Medical & Machines	153	4%	363250
457	LB Lusem	Semiconductors	153	27%	376190
458	ITEK	Semiconductors	153	1%	119830
459	KYGP	Construction	153	0%	282720
460	Englewood Lab	Chemicals	153	18%	950140

Rank	Stock	Sector	Market Capitalisation SMM	Foreign Ownership ratio	Issue code
461	DYPNF	Machinery	152	2%	104460
462	EasyHoldings	Food Bev. & Tobacco	152	3%	035810
463	Neopharm	Chemicals	152	7%	092730
464	SAMG ENTERTAINMENT	Recreation,Culture	152	2%	419530
465	YMT	Chemicals	152	1%	251370
466	JTC	Distribution	152	7%	950170
467	KoBioLabs	Other Services	151	0%	348150
468	YET	Machinery	151	0%	340930
469	Yulho	Software	151	1%	072770
470	ILOODA	Medical & Machines	150	8%	164060
471	ICD	Semiconductors	150	5%	040910
472	Pungguk Ethanol	Food Bev. & Tobacco	150	2%	023900
473	H.PIO	Food Bev. & Tobacco	150	1%	357230
474	ASFLOW	Machinery	150	2%	159010
475	NEOWIZ HOLDINGS	Digital Contents	150	3%	042420
476	Mobidays	Other Services	149	0%	363260
477	Innowireless	Tel. & Broadcasting Equip.	149	3%	073490
478	Vidente	Tel. & Broadcasting Equip.	149	2%	121800
479	KOREA PHARMA	Pharmaceuticals	149	0%	032300
480	YG-1	Metal Products	149	15%	019210
481	TK CHEMICAL	Chemicals	149	1%	104480
482	RSUPPORT	Digital Contents	149	20%	131370
483	WINIX	Electrical & Electronic	148	1%	044340
484	Multicampus	Digital Contents	148	6%	067280
485	E-TRON	Computer Hardware	147	6%	096040
486	NEW	Recreation,Culture	147	8%	160550
487	V-ONE TECH	Machinery	147	4%	251630
488	KPS	Semiconductors	147	1%	256940
489	DAEWON MEDIA	Distribution	146	2%	048910
490	APSI	Tel. & Broadcasting Equip.	145	2%	211270
491	Aptabio	Other Services	145	2%	293780
492	YUIL	Machinery	144	1%	388720
493	e-Credible	Other Services	144	9%	092130
494	SEOUL VIOSYS	IT Components	143	0%	092190
495	GEUMHWA PSC	Construction	143	24%	036190
496	MDS Tech	Software	143	1%	086960
497	DKT	IT Components	142	2%	290550
498	OPCO	Machinery	142	1%	014940
499	ANIPLUS	Recreation,Culture	141	2%	310200
500	Synergy Innovation	Medical & Machines	141	12%	048870
501	ABOV	Semiconductors	141	2%	102120
502	Kencoa Aerospace	Vehicles & Components	141	32%	274090
503	JC Chemical	Chemicals	140	2%	137950
504	G.I.Tech	Machinery	140	1%	382480
505	09WOMEN	Textile & Apparel	140	0%	366030

Rank	Stock	Sector	Market Capitalisation SMM	Foreign Ownership ratio	Issue code
506	E.T.I	IT Components	140	1%	024810
507	KnJ	Semiconductors	140	5%	272110
508	Alchera	Software	140	1%	347860
509	CODENATURE	Distribution	139	0%	078940
510	Everybot	Electrical & Electronic	139	0%	270660
511	Digital DS	Other Services	138	2%	068930
512	JI-Tech	Semiconductors	138	0%	417500
513	APS	Financials	138	2%	054620
514	Futurechem	Pharmaceuticals	138	2%	220100
515	MAXST	Software	138	0%	377030
516	TigerElec	Semiconductors	137	12%	219130
517	RAYENCE	Medical & Machines	137	3%	228850
518	NP	Other Services	137	0%	291230
519	PANAGENE	Medical & Machines	136	2%	046210
520	BOSUNG POWER	Metal Products	136	1%	006910
521	Amosense	IT Components	136	0%	357580
522	YONWOO	Chemicals	135	17%	115960
523	HYUNDAI EZWEL	Other Services	135	21%	090850
524	HYUNDAI BIOLAND	Chemicals	134	6%	052260
525	DEUTSCH MOTORS INC.	Distribution	134	7%	067990
526	iA	Semiconductors	134	2%	038880
527	Hecto Innovation	Software	133	13%	214180
528	CELLUMED	Pharmaceuticals	133	1%	049180
529	PEMTRON	Machinery	133	2%	168360
530	Incross	Other Services	132	6%	216050
531	RAPHAS	Chemicals	131	0%	214260
532	Dreamus	Digital Contents	130	4%	060570
533	Dream Security	Publishing & Printing	130	1%	203650
534	APACT	Semiconductors	130	1%	200470
535	Home Center Holdings	Distribution	130	3%	060560
536	OCEANBRIDGE	Semiconductors	130	4%	241790
537	MIR	Broadcasting	130	0%	408900
538	M2N	Metal Products	130	1%	033310
539	Wins	Software	129	4%	136540
540	DENTIS	Medical & Machines	128	2%	261200
541	TaihanFiberoptics	Electrical & Electronic	128	3%	010170
542	GO Element	Electrical & Electronic	128	2%	311320
543	Mr. Blue	Digital Contents	128	2%	207760
544	homecast	Tel. & Broadcasting Equip.	127	6%	064240
545	Picogram	Other Manufacturing	127	0%	376180
546	SEJONG TELECOM	Telecommunications	126	2%	036630
547	Sonid	Chemicals	126	2%	060230
548	GABIA	Internet	126	19%	079940
549	WebCash	Financials	126	14%	053580
550	SBI Investment KOREA	Financials	125	5%	019550
551	TS Trillion	Chemicals	125	1%	317240

Rank	Stock	Sector	Market Capitalisation \$MM	Foreign Ownership ratio	Issue code
552	E& Corporation	Digital Contents	125	3%	066980
553	DaihanPharm	Pharmaceuticals	125	15%	023910
554	HUMAX	Tel. & Broadcasting Equip.	124	5%	115160
555	DIT	IT Components	124	3%	110990
556	DongKoo Bio & Pharma	Pharmaceuticals	124	1%	006620
557	JSC	Semiconductors	123	1%	080220
558	PAMTEK	Semiconductors	122	1%	271830
559	INFOMARK	Tel. & Broadcasting Equip.	122	0%	175140
560	SAMBO MOTORS	Vehicles & Components	122	0%	053700
561	VIVOZON PHARMACEUTICAL	Pharmaceuticals	122	1%	082800
562	Hecto Financial	Software	122	3%	234340
563	Amotech	IT Components	121	5%	052710
564	LEADCORP	Distribution	121	7%	012700
565	OE Solutions	Tel. & Broadcasting Equip.	121	3%	138080
566	Y-ENTEC	Other Services	121	3%	067900
567	Suprema	Electrical & Electronic	121	6%	236200
568	GnBS eco	Machinery	121	10%	382800
569	KORYOINFO	Other Services	121	1%	049720
570	Incar Financial Service	Financials	120	2%	211050
571	DGP	Electricity, Gas & Water	120	1%	060900
572	WiPAM	IT Components	120	2%	332570
573	ORICOM	Other Services	119	1%	010470
574	BrandXcorp	Internet	119	4%	337930
575	K-ENSOL	Machinery	119	1%	053080
576	Corentec	Medical & Machines	119	4%	104540
577	CHEIL ELECTRIC	Electrical & Electronic	119	1%	199820
578	ASTORY	Recreation,Culture	119	1%	241840
579	Namhwa Industrial	Recreation,Culture	118	0%	111710
580	mplus	Machinery	118	3%	259630
581	JNK Heaters	Machinery	118	5%	126880
582	DONGYANG E&P	IT Components	117	8%	079960
583	SANDS LAB	Software	117	1%	411080
584	Nsys	Electrical & Electronic	117	1%	333620
585	DONGAHWASUNG	Chemicals	116	2%	041930
586	WITHTECH	Medical & Machines	116	0%	348350
587	OPASNET	Software	116	0%	173130
588	ENZYCHEM LSC	Pharmaceuticals	116	9%	183490
589	Neosem	Semiconductors	116	0%	253590
590	Taewoong Logistics	Transportation	116	0%	124560
591	DERKWOO ELECTRONICS	Electrical & Electronic	116	0%	263600
592	DH PHARM	Pharmaceuticals	116	2%	067080
593	Nokwon C & I	Publishing & Printing	116	0%	065560
594	ezCaretech	Software	116	1%	099750
595	QRT	Other Services	115	3%	405100
596	SurplusGLOBAL	Distribution	115	2%	140070
597	JASTECH	Semiconductors	115	2%	090470

Rank	Stock	Sector	Market Capitalisation SMM	Foreign Ownership ratio	Issue code
598	DAT	Machinery	115	1%	196490
599	CHUNGDAMGLOBAL	Distribution	115	0%	362320
600	ANTEROGEN	Distribution	114	3%	065660
601	BMT	Machinery	114	3%	086670
602	INNOMETRY	Machinery	114	0%	302430
603	ESTsoft	Software	114	2%	047560
604	NOVAREX	Food Bev. & Tobacco	113	2%	194700
605	DMS	Machinery	112	6%	068790
606	Ubiquoss	Tel. & Broadcasting Equip.	112	4%	264450
607	Kornic Automation	Software	112	0%	391710
608	SAMBO CORR	Paper & Wood	112	4%	023600
609	CYMECHS	Semiconductors	112	3%	160980
610	FIBERPRO	Medical & Machines	111	1%	368770
611	XM	Software	111	2%	205100
612	SPSystems	Machinery	111	0%	317830
613	KOSSEN	Metal Products	111	0%	009730
614	Openknowl	Software	111	0%	440320
615	HYUNDAI EVERDIGM	Machinery	111	3%	041440
616	SeA Mechanics	Metal Products	111	0%	396300
617	STraffic	Software	111	2%	234300
618	OBZEN	Software	110	1%	417860
619	LaonPeople	IT Components	110	1%	300120
620	EXICON	Semiconductors	110	5%	092870
621	SIMMTECH HOLDINGS	IT Components	110	18%	036710
622	EG	Chemicals	110	1%	037370
623	CAPEind	Vehicles & Components	110	2%	064820
624	AUTO&	Distribution	110	0%	353590
625	UJU	IT Components	110	5%	065680
626	M2I	Computer Hardware	110	1%	347890
627	GIGALANE	Semiconductors	109	1%	049080
628	FLITTO	Digital Contents	109	11%	300080
629	Bubang	Other Services	109	1%	014470
630	YAS	IT Components	108	1%	255440
631	Genohco	Tel. & Broadcasting Equip.	108	9%	361390
632	KNW	Vehicles & Components	108	1%	105330
633	RFTECH	Tel. & Broadcasting Equip.	108	2%	061040
634	EDGC	Other Services	108	7%	245620
635	REFINE	Other Services	108	3%	377450
636	Polaris Office	Software	108	1%	041020
637	Kwangmu	Tel. & Broadcasting Equip.	108	3%	029480
638	TSCConstruct	Construction	108	1%	026150
639	ABN	Other Services	108	0%	203400
640	NEWFLEX	IT Components	108	0%	085670
641	ME2ZEN	Publishing & Printing	107	15%	950190
642	Mgame	Digital Contents	107	16%	058630
643	Naintech	IT Components	106	1%	267320

Rank	Stock	Sector	Market Capitalisation \$MM	Foreign Ownership ratio	Issue code
644	N.W BIO	Agriculture	106	2%	054050
645	Eutilex	Pharmaceuticals	106	17%	263050
646	SKONEC	Digital Contents	106	1%	276040
647	SAMJI ELECT	Tel. & Broadcasting Equip.	106	2%	037460
648	Korea Economic Broadcasting	Broadcasting	106	3%	039340
649	Finecircuit	Semiconductors	106	0%	127980
650	INSUNG	Computer Services	106	2%	033230
651	INFINITT Healthcare	Software	105	2%	071200
652	RedcapTour	Other Services	105	11%	038390
653	SBS Contents Hub	Recreation,Culture	105	1%	046140
654	Neontech	Machinery	105	0%	306620
655	MICRO2NANO	Semiconductors	105	7%	424980
656	HYSONIC	IT Components	105	1%	106080
657	SCI	Other Services	105	1%	036120
658	AXGATE	Software	105	2%	356680
659	MAUM.AI	Software	105	1%	377480
660	DTC	IT Components	104	1%	066670
661	HDI21	Vehicles & Components	104	2%	170030
662	DSK	Machinery	104	1%	109740
663	BIO-FD&C	Pharmaceuticals	104	9%	251120
664	SELVAS Healthcare	Medical & Machines	104	0%	208370
665	SyntekaBio	Publishing & Printing	104	0%	226330
666	SUN KWANG	Transportation	104	7%	003100
667	Wiable	Telecommunications	103	1%	065530
668	the curacle	Other Services	103	0%	365270
669	PUREUN S.BK.	Financials	103	1%	007330
670	CTK	Chemicals	103	2%	260930
671	Flask	Construction	103	1%	041590
672	HWAIL PHARM	Pharmaceuticals	103	2%	061250
673	3S KOREA	Machinery	102	7%	060310
674	VICTEK	Medical & Machines	102	1%	065450
675	Messe eSang	Other Services	102	0%	408920
676	THERAGEN ETEX	Pharmaceuticals	102	2%	066700
677	PAN ENTERTAINMENT	Recreation,Culture	102	2%	068050
678	KORTEK	Computer Hardware	102	16%	052330
679	TRUEN	Computer Hardware	102	0%	417790
680	AMINOLOGICS	Distribution	101	1%	074430
681	WOORISON F&G	Food Bev. & Tobacco	101	3%	073560
682	YURA TECH.	Electrical & Electronic	101	1%	048430
683	YCCHEM	Semiconductors	100	0%	112290
684	Daesung Hi-Tech	Machinery	100	1%	129920
685	Signetics	Semiconductors	100	2%	033170
686	IDIS Holdings	Other Services	100	8%	054800
687	MECARO	Semiconductors	99	0%	241770
688	Ace Technologies	Tel. & Broadcasting Equip.	99	4%	088800
689	JW SHINYAK	Pharmaceuticals	99	1%	067290

Rank	Stock	Sector	Market Capitalisation \$MM	Foreign Ownership ratio	Issue code
690	MILAE BIORESOURCES	Food Bev. & Tobacco	99	1%	218150
691	KEYEAST	Recreation,Culture	99	7%	054780
692	HANLA IMS	Vehicles & Components	99	1%	092460
693	megastudy	Publishing & Printing	98	25%	072870
694	Daewonsanup	Vehicles & Components	98	12%	005710
695	Kyungchang	Vehicles & Components	98	1%	024910
696	COSMAX NBT	Food Bev. & Tobacco	98	1%	222040
697	NIBEC	Pharmaceuticals	98	1%	138610
698	MSC	Food Bev. & Tobacco	98	2%	009780
699	OSTEONIC	Medical & Machines	98	2%	226400
700	SEKONIX	Medical & Machines	98	8%	053450
701	DRGEM	Medical & Machines	98	15%	263690
702	WSA	Vehicles & Components	98	3%	066590
703	EASYBIO	Food Bev. & Tobacco	97	2%	353810
704	Obigo	Software	97	1%	352910
705	FOODNAMOO	Distribution	97	8%	290720
706	Sewon	Vehicles & Components	97	1%	234100
707	JSCO Holdings	Metal Products	97	1%	023440
708	ViGenCell	Pharmaceuticals	97	0%	308080
709	Hironic	Medical & Machines	97	0%	149980
710	RUSSELL	Machinery	97	1%	217500
711	SunBio	Pharmaceuticals	97	0%	067370
712	DHNP	Pharmaceuticals	96	0%	054670
713	KNN	Broadcasting	96	0%	058400
714	DAEJUNG C&M	Chemicals	96	2%	120240
715	SFC	Electrical & Electronic	96	3%	288620
716	Justem	Semiconductors	96	1%	417840
717	SMC	Machinery	96	2%	007820
718	Thinkware	Tel. & Broadcasting Equip.	96	2%	084730
719	Psomagen	Other Services	95	0%	950200
720	IL SEUNG	Vehicles & Components	95	1%	333430
721	CUBOX	Software	95	1%	340810
722	CHA Vaccine	Other Services	95	0%	261780
723	YES24	Internet	95	1%	053280
724	FNC Ent.	Recreation,Culture	95	0%	173940
725	KEUM KANG	Metal Products	94	0%	053260
726	DAYANG	Vehicles & Components	94	1%	108380
727	RAONTEC	Semiconductors	94	0%	232680
728	GCWB	Pharmaceuticals	94	2%	234690
729	Abpro Bio	Machinery	94	5%	195990
730	SOLBORN	Other Services	94	2%	035610
731	DSOL	Metal Products	94	1%	096350
732	ASTA	Pharmaceuticals	93	0%	246720
733	KUKBO DESIGN	Construction	93	7%	066620
734	K Auction	Distribution	93	0%	102370
735	Hucentech	Medical & Machines	93	2%	215090

Rank	Stock	Sector	Market Capitalisation \$MM	Foreign Ownership ratio	Issue code
736	OTO7	Distribution	93	2%	159580
737	ILWOUL GML	Distribution	93	0%	178780
738	Genesem	Semiconductors	93	1%	217190
739	SBK	Chemicals	93	5%	027580
740	SBS	Chemicals	93	4%	086710
741	TELCON RF PHARM	Tel. & Broadcasting Equip.	93	4%	200230
742	KANGSTEM BIOTECH	Pharmaceuticals	93	2%	217730
743	YMC	IT Components	92	3%	155650
744	SBI FinTech Solutions	Publishing & Printing	92	80%	950110
745	Duckshin Housing	Metal Products	92	4%	090410
746	SNU	Machinery	92	5%	080000
747	CJ Bioscience	Other Services	92	3%	311690
748	SJG	Textile & Apparel	92	2%	306040
749	4by4	Digital Contents	92	1%	389140
750	S Connect	IT Components	92	2%	096630
751	FSN	Publishing & Printing	92	0%	214270
752	Very Good Tour	Other Services	92	0%	094850
753	KOSTECSYS	Semiconductors	92	0%	355150
754	PJ METAL	Metal Products	91	0%	128660
755	Orbitech	Other Services	91	1%	046120
756	Benoholdings	Construction	91	0%	206400
757	NVH	Vehicles & Components	91	2%	067570
758	KCC	Construction	91	2%	021320
759	SEWOONMEDICAL	Pharmaceuticals	90	1%	100700
760	Device ENG	Semiconductors	90	2%	187870
761	ELCOMTEC	IT Components	90	2%	037950
762	CHOROKBAEM MEDIA	Recreation,Culture	90	0%	047820
763	NBT	Other Services	90	1%	236810
764	Bixelon	Computer Hardware	90	13%	093190
765	CBT	Pharmaceuticals	90	10%	049960
766	ENVIONEER	Other Manufacturing	90	5%	317870
767	Micro Digital	Medical & Machines	89	0%	305090
768	Quratis	Other Services	89	0%	348080
769	DAEMO	Machinery	89	0%	317850
770	Inhwa Precision	Vehicles & Components	89	4%	101930
771	EMKOREA	Metal Products	89	1%	095190
772	A-Tech	Machinery	88	2%	071670
773	RS Automation	IT Components	88	2%	140670
774	RF Materials	Other Manufacturing	88	0%	327260
775	JT Corp.	Semiconductors	88	8%	089790
776	greenplus	Metal Products	88	2%	186230
777	POINTENG	Metal Products	87	0%	256630
778	CLS	Other Services	87	1%	263700
779	Optipharm	Pharmaceuticals	87	0%	153710
780	Model Solution	Machinery	87	1%	417970
781	MAEIL HOLDINGS	Food Bev. & Tobacco	87	1%	005990

Rank	Stock	Sector	Market Capitalisation SMM	Foreign Ownership ratio	Issue code
782	JA Enervis	Distribution	87	0%	000440
783	PeopleBio	Pharmaceuticals	87	0%	304840
784	ECOCAB	Vehicles & Components	87	0%	128540
785	Wanted Lab	Software	87	4%	376980
786	Plasmapp	Medical & Machines	87	2%	405000
787	jls	Other Services	87	7%	040420
788	RMRI	Recreation,Culture	87	1%	200350
789	Piolink	Tel. & Broadcasting Equip.	86	5%	170790
790	CammSys	IT Components	86	2%	050110
791	DEEPNOID	Software	86	0%	315640
792	COREANA	Chemicals	86	2%	027050
793	SAMKEE	Vehicles & Components	86	2%	122350
794	Atinum Investment	Financials	86	5%	021080
795	NanoenTek	Medical & Machines	86	2%	039860
796	Biototech	Other Services	86	1%	086040
797	GENIANS	Software	86	20%	263860
798	Action Square	Digital Contents	86	0%	205500
799	SWIT	IT Components	86	5%	093920
800	S.Biomedics	Pharmaceuticals	86	1%	304360
801	COMPANY K PARTNERS	Financials	86	0%	307930
802	UNICK	Vehicles & Components	85	5%	011320
803	VenueG	Distribution	85	0%	019010
804	C&G Hitech	Semiconductors	85	1%	264660
805	META	Pharmaceuticals	85	4%	059210
806	HANJOO LIGHT METAL	Metal Products	85	9%	198940
807	Hyungkuk F&B	Food Bev. & Tobacco	85	1%	189980
808	N2TECH	Machinery	85	0%	227950
809	NNE	Non-metal Products	85	2%	043910
810	GGUMBI	Other Manufacturing	85	0%	407400
811	GENINUS	Other Services	85	1%	389030
812	YBTOUR	Other Services	84	0%	104620
813	PIMS	IT Components	84	2%	347770
814	KAINOSMED	Other Services	84	3%	284620
815	HEERIM	Other Services	84	0%	037440
816	LB Investment	Financials	84	0%	309960
817	SENKO	Medical & Machines	84	1%	347000
818	WOOREE BIO	Electrical & Electronic	84	2%	082850
819	YHTEC	Vehicles & Components	84	0%	265560
820	NARA M&D	Machinery	84	3%	051490
821	DK-Lok	Machinery	84	8%	105740
822	UNITEKNO	Vehicles & Components	84	1%	241690
823	Viatron	Semiconductors	84	3%	141000
824	OSANGJAIEL	Software	84	1%	053980
825	ASTK	Vehicles & Components	83	1%	067390
826	BORATR	Distribution	83	4%	250000
827	Sam-A Pharm.	Pharmaceuticals	83	2%	009300

Rank	Stock	Sector	Market Capitalisation \$MM	Foreign Ownership ratio	Issue code
828	T3	Digital Contents	83	13%	204610
829	KFTC	Vehicles & Components	83	40%	123410
830	TWIM	Software	83	0%	290090
831	AGABANG&CO	Distribution	83	4%	013990
832	ASSEMS	Chemicals	83	0%	136410
833	SV INVESTMENT	Financials	83	0%	289080
834	GAEASOFT	Software	82	3%	051160
835	EQUIPMENTS CELL	Machinery	82	0%	160600
836	Wemade Play	Digital Contents	82	2%	123420
837	CAVAC	Pharmaceuticals	82	1%	072020
838	Sugentech	Medical & Machines	82	2%	253840
839	HaAINC KOREA	Other Manufacturing	82	1%	373200
840	WELCRON HANTEC	Construction	82	1%	076080
841	BITComputer	Software	81	4%	032850
842	AHN-GOOK PHA	Pharmaceuticals	81	4%	001540
843	KPF	Metal Products	81	2%	024880
844	DONGIL METAL	Metal Products	81	1%	109860
845	Ksign	Software	81	1%	192250
846	GENORAY	Medical & Machines	81	3%	122310
847	From Bio	Food Bev. & Tobacco	81	1%	377220
848	REMED	Medical & Machines	80	5%	302550
849	CNTUS	Textile & Apparel	80	1%	352700
850	NAU IB Capital	Financials	80	1%	293580
851	ICH	Other Manufacturing	80	0%	368600
852	EWON COMFORT	Vehicles & Components	79	20%	088290
853	RORZE	Semiconductors	79	41%	071280
854	OSUNG ADVANCED MATERIALS	IT Components	79	2%	052420
855	SEBO MEC	Construction	79	11%	011560
856	Seohan	Construction	79	4%	011370
857	Winpac	Semiconductors	79	1%	097800
858	Qurient	Other Services	79	2%	115180
859	KSDB	Food Bev. & Tobacco	79	1%	043650
860	KUK-IL PAPER	Paper & Wood	79	6%	078130
861	Hancom WITH	Software	78	1%	054920
862	SBW Life Sciences	IT Components	78	1%	151910
863	NARA CELLAR	Distribution	78	0%	405920
864	KAON Group	Tel. & Broadcasting Equip.	78	4%	078890
865	NICE D&B	Other Services	77	45%	130580
866	BL	Other Services	77	0%	142760
867	JrDistiller	Food Bev. & Tobacco	77	3%	018120
868	DongshinE&C	Construction	77	1%	025950
869	HYUNWOO	IT Components	77	2%	092300
870	GSE	Electricity, Gas & Water	77	0%	053050
871	LIS	Semiconductors	77	0%	138690
872	SEJONG MEDICAL	Medical & Machines	77	1%	258830
873	Icure Pharm. Inc.	Pharmaceuticals	77	4%	175250

Rank	Stock	Sector	Market Capitalisation SMM	Foreign Ownership ratio	Issue code
874	VAIV company	Software	77	0%	301300
875	KBG	Chemicals	77	1%	318000
876	MVENTURE	Financials	77	2%	019590
877	XIILab	Software	76	1%	189330
878	JINYOUNG	Chemicals	76	6%	285800
879	TBC	Broadcasting	76	0%	033830
880	SDN	Distribution	76	1%	099220
881	MONITORAPP	Software	76	1%	434480
882	QSI	Semiconductors	76	6%	066310
883	SAMYANG OPTICS	Medical & Machines	76	1%	225190
884	CAELUM	Metal Products	76	0%	258610
885	SeouLin	Distribution	76	2%	038070
886	InfoBank	Telecommunications	76	2%	039290
887	Me2on	Digital Contents	75	3%	201490
888	Gemvaxlink	Distribution	75	2%	064800
889	IL SCIENCE	Electrical & Electronic	75	1%	307180
890	TOP ENG	Machinery	75	4%	065130
891	DSC Investment	Financials	75	1%	241520
892	DATASOLUTION	Computer Hardware	75	1%	263800
893	BUCKET STUDIO	Telecommunications	75	1%	066410
894	FINGER	Software	75	11%	163730
895	RaonSecure	Software	75	1%	042510
896	RoboRobo	Digital Contents	74	1%	215100
897	FASOO	Software	74	8%	150900
898	Yooshin	Other Services	74	0%	054930
899	SYSWORK	Medical & Machines	74	1%	269620
900	HANILCHEMIC	Chemicals	74	3%	007770
901	FnGuide	Other Services	74	1%	064850
902	SIGONG TECH	Other Services	74	1%	020710
903	JCH Systems	Distribution	74	1%	033320
904	SAMHWA NWS	Recreation,Culture	74	3%	046390
905	TRUWIN	Electrical & Electronic	74	1%	105550
906	HLSCIENCE	Food Bev. & Tobacco	74	0%	239610
907	DONGKUK R&S	Non-metal Products	74	0%	075970
908	WAVE ELECTRO	IT Components	74	1%	095270
909	PJ Electro	Medical & Machines	74	0%	006140
910	G.Y.TECH	Vehicles & Components	73	2%	053270
911	NE Neungyule	Publishing & Printing	73	2%	053290
912	Shaperon	Pharmaceuticals	73	2%	378800
913	GenoFocus	Pharmaceuticals	73	0%	187420
914	Tplex	Metal Products	73	2%	081150
915	HYTC	IT Components	73	2%	148930
916	Daesung PE	Financials	73	1%	027830
917	Nam Hwa Const Co., Ltd.	Construction	73	2%	091590
918	JEIL TECHNOS	Metal Products	73	7%	038010
919	SNET	Computer Services	73	1%	038680

Rank	Stock	Sector	Market Capitalisation \$MM	Foreign Ownership ratio	Issue code
920	Laserssel	Semiconductors	73	0%	412350
921	Topco Media	Tel. & Broadcasting Equip.	73	6%	134580
922	HanSun	Metal Products	72	3%	025550
923	INZI DISPLAY	IT Components	72	4%	037330
924	Ameridge	Distribution	72	20%	900100
925	Changhae Ethanol	Food Bev. & Tobacco	72	1%	004650
926	PRO2000	Electrical & Electronic	72	1%	321260
927	OHELM INT	Distribution	72	1%	309930
928	Daebongls	Pharmaceuticals	72	3%	078140
929	WISE iTech	Publishing & Printing	72	4%	065370
930	Seoho	Electrical & Electronic	72	2%	065710
931	TJ MEDIA	Electrical & Electronic	72	3%	032540
932	CheryongInd	Metal Products	72	6%	147830
933	MGEN	Computer Hardware	72	1%	032790
934	KCI	Chemicals	72	2%	036670
935	Innosys	Medical & Machines	72	3%	056090
936	KSP	Machinery	72	3%	073010
937	MSTNS	IT Components	72	1%	257370
938	BRIDGETEC	Computer Services	72	3%	064480
939	UBIVELOX	Software	72	5%	089850
940	MA	Software	71	1%	087260
941	W.I.H.C	Vehicles & Components	71	2%	072470
942	HTP	Pharmaceuticals	71	43%	106190
943	KineMaster	Software	71	0%	139670
944	WOORIM PTS	Machinery	71	3%	101170
945	AIIT ONE	Publishing & Printing	71	2%	230980
946	InkTec	Chemicals	71	1%	049550
947	WooriNet	Tel. & Broadcasting Equip.	71	2%	115440
948	NARAE NANOTECH CORP.	Machinery	71	0%	137080
949	BRIDGE BIOTHERAPEUTICS	Pharmaceuticals	71	1%	288330
950	DAEWON	Construction	71	1%	007680
951	CENOTEC	Non-metal Products	71	1%	222420
952	IBKIMYOUNG	Other Services	71	2%	339950
953	UST	Metal Products	70	1%	263770
954	RPBO	Pharmaceuticals	70	1%	314140
955	LIGHTRON	Tel. & Broadcasting Equip.	70	2%	069540
956	KANGLIM	Vehicles & Components	70	2%	014200
957	Withus Pharm	Pharmaceuticals	70	1%	330350
958	GCMS	Pharmaceuticals	70	0%	142280
959	OUTIN	Chemicals	70	1%	227610
960	ISE Commerce	Distribution	70	0%	069920
961	XAVIS	Machinery	70	6%	254120
962	HANSONGNEOTECH	Machinery	70	1%	226440
963	LTC	Semiconductors	69	1%	170920
964	Shinil Pharm	Pharmaceuticals	69	2%	012790
965	MEDIANA	Medical & Machines	69	9%	041920

Rank	Stock	Sector	Market Capitalisation \$MM	Foreign Ownership ratio	Issue code
966	EMNET	Other Services	69	26%	123570
967	Medifron DBT	Distribution	69	1%	065650
968	MOADATA	Software	69	1%	288980
969	INNODEP	Software	69	1%	303530
970	RBK GROUP	Tel. & Broadcasting Equip.	69	17%	215790
971	AJINEXTEK	Semiconductors	69	1%	059120
972	SUNGHO	IT Components	69	6%	043260
973	HUMAX Holdings	Computer Services	68	0%	028080
974	RAM TECH	Semiconductors	68	3%	171010
975	Bio Solution Co.,Ltd.	Pharmaceuticals	68	0%	086820
976	INSAN	Food Bev. & Tobacco	68	3%	277410
977	Bitnine	Software	68	1%	357880
978	HRS	Chemicals	68	1%	036640
979	Wavus	Publishing & Printing	68	0%	336060
980	Arlico	Pharmaceuticals	68	1%	260660
981	SHINDO	Machinery	68	1%	290520
982	ZUMinternet	Internet	67	0%	239340
983	SM Life Design	Publishing & Printing	67	2%	063440
984	DaeyangPaper	Paper & Wood	67	0%	006580
985	ATON	Software	67	1%	158430
986	Tego	Pharmaceuticals	67	1%	191420
987	SMEC	Machinery	67	2%	099440
988	P&K Skin Research Center	Other Services	67	1%	347740
989	Crosscert	Software	67	3%	041460
990	K-Steel	Metal Products	67	3%	039240
991	YOOSUNG T&S	Transportation	67	0%	024800
992	Mercury	Electrical & Electronic	67	1%	100590
993	SOFTCEN	Computer Services	67	20%	032680
994	KCS	Computer Services	67	0%	115500
995	SAC	Vehicles & Components	67	2%	122690
996	COPUS KOREA	Recreation,Culture	67	1%	322780
997	e-LITECOM	IT Components	66	1%	041520
998	Plateer	Software	66	2%	367000
999	UIL	IT Components	66	7%	049520
1.000	OPTUS	Pharmaceuticals	66	3%	131030
1.001	MOBIRIX	Digital Contents	66	1%	348030
1.002	WINIA AID	Distribution	66	1%	377460
1.003	KOCOM	Tel. & Broadcasting Equip.	66	1%	015710
1.004	MOBASE	IT Components	66	1%	101330
1.005	PlayD	Other Services	66	1%	237820
1.006	Codes Combine	Textile & Apparel	65	2%	047770
1.007	PharmAbcine	Pharmaceuticals	65	0%	208340
1.008	SAMSCO	Metal Products	65	1%	017480
1.009	EGT	Electrical & Electronic	65	1%	377330
1.010	Wise birds	Other Services	65	0%	273060
1.011	ESTec	Electrical & Electronic	65	56%	069510

Rank	Stock	Sector	Market Capitalisation \$MM	Foreign Ownership ratio	Issue code
1.012	ESTECHPHARMA	Pharmaceuticals	65	2%	041910
1.013	WIZIT	Machinery	64	2%	036090
1.014	AFW	Electrical & Electronic	64	1%	312610
1.015	KOMELON	Medical & Machines	64	16%	049430
1.016	AnyGen	Pharmaceuticals	64	1%	196300
1.017	ATEC	Computer Hardware	64	3%	045660
1.018	HanilForging	Vehicles & Components	64	5%	024740
1.019	JUNGDAWN	Food Bev. & Tobacco	64	3%	208140
1.020	Wonbiogen	Pharmaceuticals	64	3%	307280
1.021	BioInfra	Other Services	64	3%	199730
1.022	Openbase	Computer Services	64	2%	049480
1.023	Barunson	Distribution	64	0%	018700
1.024	EyeGene	Other Services	64	2%	185490
1.025	Sandoll	Software	63	0%	419120
1.026	ISAAC Engineering	Computer Services	63	0%	351330
1.027	HIMS	Semiconductors	63	2%	238490
1.028	B2En	Software	63	1%	307870
1.029	Unitrontech	Distribution	63	5%	142210
1.030	Suprema HQ	Computer Services	63	1%	094840
1.031	LiComm	Tel. & Broadcasting Equip.	62	1%	388790
1.032	ATEC MOBILITY	Computer Hardware	62	6%	224110
1.033	DONG A ELTEK	Machinery	62	3%	088130
1.034	DHAUTOWARE	Electrical & Electronic	62	50%	025440
1.035	SU-Holdings	Distribution	62	2%	031860
1.036	PSTEC	Medical & Machines	62	5%	002230
1.037	HEUNGKUK	Machinery	62	5%	010240
1.038	THIRA-UTECH	Software	61	0%	322180
1.039	Jeju Beer Company	Food Bev. & Tobacco	61	1%	276730
1.040	NGeneBio	Other Services	61	2%	354200
1.041	DChosun	Digital Contents	61	2%	033130
1.042	Heungu	Distribution	61	1%	024060
1.043	Welcron	Textile & Apparel	61	2%	065950
1.044	AURORA	Other Services	61	1%	039830
1.045	Cherrybro	Food Bev. & Tobacco	61	2%	066360
1.046	Autech	Vehicles & Components	61	2%	067170
1.047	SAT	IT Components	60	2%	351320
1.048	DAP	IT Components	60	0%	066900
1.049	NFC	Chemicals	60	0%	265740
1.050	DaelimPaper	Paper & Wood	60	2%	017650
1.051	PCL	Pharmaceuticals	60	0%	241820
1.052	ITCEN	Computer Services	60	1%	124500
1.053	L&K BIOMED	Medical & Machines	60	3%	156100
1.054	Elensys	Electrical & Electronic	60	0%	264850
1.055	CNH	Financials	60	0%	023460
1.056	Sangshin Electronics	Electrical & Electronic	60	2%	263810
1.057	NAMU TECH	Publishing & Printing	60	1%	242040

Rank	Stock	Sector	Market Capitalisation SMM	Foreign Ownership ratio	Issue code
1.058	SCM	Pharmaceuticals	60	3%	298060
1.059	SAMCHULY	Distribution	60	1%	024950
1.060	Eehwa	Construction	60	1%	001840
1.061	ENERTORK	Machinery	59	19%	019990
1.062	KPM TECH	Chemicals	59	3%	042040
1.063	NOUSBO	Chemicals	59	0%	332290
1.064	DYD	Distribution	59	0%	219550
1.065	SGC eTEC E&C	Construction	59	4%	016250
1.066	Soosung Salvacion	Machinery	59	1%	084180
1.067	NaturalendoTech	Other Services	59	1%	168330
1.068	SCD	Electrical & Electronic	59	53%	042110
1.069	EcoBio Holdings	Other Services	59	2%	038870
1.070	ilShinbiobase Co., Ltd.	Machinery	59	2%	068330
1.071	KX HITECH	Semiconductors	58	4%	052900
1.072	SHINWHA	IT Components	58	3%	056700
1.073	Coloray	Financials	58	63%	900310
1.074	Cloud Air	Semiconductors	58	4%	036170
1.075	iMBC	Digital Contents	58	2%	052220
1.076	CBI	Vehicles & Components	58	4%	013720
1.077	PROSTEMICS	Paper & Wood	58	2%	203690
1.078	DONGWOO FARM TO TABLE	Food Bev. & Tobacco	58	5%	088910
1.079	GENOLUTION	Pharmaceuticals	58	2%	225220
1.080	KOREA CEMENT	Non-metal Products	58	1%	198440
1.081	CU TECH	IT Components	58	70%	376290
1.082	IGLOO	Software	58	4%	067920
1.083	IVTG	Pharmaceuticals	57	0%	389470
1.084	QCP	Financials	57	2%	016600
1.085	GNCENERGY	Electrical & Electronic	57	4%	119850
1.086	NHN BUGS	Digital Contents	57	1%	104200
1.087	Pharmsville	Food Bev. & Tobacco	57	0%	318010
1.088	Clinomics	Other Services	57	0%	352770
1.089	Newtree	Food Bev. & Tobacco	57	1%	270870
1.090	FNS TECH	Machinery	57	4%	083500
1.091	Lindeman Asia	Financials	57	3%	277070
1.092	DreamCIS	Other Services	57	2%	223250
1.093	Daejoo	Food Bev. & Tobacco	57	1%	003310
1.094	Pintel	Software	57	0%	291810
1.095	HKPAK	Paper & Wood	57	0%	037230
1.096	SG	Non-metal Products	56	1%	255220
1.097	HANDYSOFT	Software	56	0%	220180
1.098	Mobiis	Software	56	1%	250060
1.099	Mirae Asset Dream SPAC 1	Financials	56	4%	442900
1.100	S-MAC	Vehicles & Components	56	2%	097780
1.101	JINYANGPHARM	Pharmaceuticals	56	1%	007370
1.102	MiCo Bio	Medical & Machines	56	1%	214610
1.103	TKG AIKANG	Chemicals	56	1%	022220

Rank	Stock	Sector	Market Capitalisation \$MM	Foreign Ownership ratio	Issue code
1.104	Cosnine	Chemicals	55	0%	082660
1.105	ACTOZ SOFT	Digital Contents	55	49%	052790
1.106	OPTICIS	Tel. & Broadcasting Equip.	55	1%	109080
1.107	Linkgenesis	Software	55	2%	219420
1.108	HDCTECH	Machinery	55	1%	256150
1.109	TS Nexgen	Machinery	55	1%	043220
1.110	ActRo	IT Components	55	2%	290740
1.111	QuantaMatrix	Medical & Machines	55	23%	317690
1.112	GENEMATRIX	Other Services	55	1%	109820
1.113	SMI	Machinery	55	2%	100660
1.114	HWASHIN PRECISION	Vehicles & Components	55	5%	126640
1.115	WINIA	Electrical & Electronic	54	0%	071460
1.116	INFOvine	Telecommunications	54	9%	115310
1.117	KOREAN DRUG	Pharmaceuticals	54	1%	014570
1.118	SewonCorp	Vehicles & Components	54	3%	024830
1.119	Stonebridge Ventures	Financials	54	1%	330730
1.120	Aprogen H&G	Distribution	54	0%	109960
1.121	SuNAM	Electrical & Electronic	54	3%	294630
1.122	DAEMYUNG SONOSEASON	Distribution	54	1%	007720
1.123	Neo Cremar	Food Bev. & Tobacco	54	1%	311390
1.124	MOATECH	IT Components	54	51%	033200
1.125	JOKWANG ILI	Machinery	54	5%	044060
1.126	Precision Biosensor	Medical & Machines	54	0%	335810
1.127	PULOOD TECH	Computer Hardware	54	1%	094940
1.128	POWERNET	Electrical & Electronic	54	2%	037030
1.129	WOORYANG	Food Bev. & Tobacco	54	0%	103840
1.130	TAEYANG	Metal Products	54	0%	053620
1.131	CoAsia CM	Medical & Machines	53	1%	196450
1.132	Daeryuk	Metal Products	53	4%	004780
1.133	SUNGDO ENG	Other Services	53	3%	037350
1.134	Haisung TPC	Metal Products	53	1%	059270
1.135	KoreaFurni	Distribution	53	1%	004590
1.136	INITECH	Software	53	0%	053350
1.137	Blitzway	Other Manufacturing	53	10%	369370
1.138	HAATZ	Electrical & Electronic	53	1%	066130
1.139	HYOSUNG ONB	Chemicals	53	1%	097870
1.140	SINSIN PHARM	Pharmaceuticals	53	0%	002800
1.141	Vessel	Semiconductors	53	1%	177350
1.142	IQUEST	Software	53	1%	262840
1.143	SOOSAN INT	Publishing & Printing	53	1%	050960
1.144	EAGON HOLDINGS	Paper & Wood	53	0%	039020
1.145	YoungLimWon	Software	53	13%	060850
1.146	NuriFlex	Software	53	29%	040160
1.147	WonIk	Distribution	53	2%	032940
1.148	iWIN PLUS	Semiconductors	53	0%	123010
1.149	Speco	Machinery	52	1%	013810

Rank	Stock	Sector	Market Capitalisation SMM	Foreign Ownership ratio	Issue code
1.150	LUMENS	Semiconductors	52	8%	038060
1.151	Maniker F&G	Food Bev. & Tobacco	52	1%	195500
1.152	SEUNG IL	Metal Products	52	1%	049830
1.153	Hanchang	Metal Products	52	6%	079170
1.154	Gold&S	Publishing & Printing	52	1%	035290
1.155	CSA Cosmic	Chemicals	52	1%	083660
1.156	YM	Metal Products	52	0%	007530
1.157	WONIK CUBE Corp.	Distribution	52	3%	014190
1.158	Samryoong	Paper & Wood	52	0%	014970
1.159	EMnI	IT Components	52	2%	083470
1.160	NEOOTO	Vehicles & Components	52	6%	212560
1.161	iWIN	Vehicles & Components	51	2%	090150
1.162	C&R Research	Other Services	51	0%	359090
1.163	Brainzcompany	Software	51	2%	099390
1.164	KBA	Vehicles & Components	51	6%	024120
1.165	Biopro	Machinery	51	0%	222160
1.166	KCI	IT Components	51	2%	054040
1.167	SERIM B&G	Chemicals	51	0%	340440
1.168	RingNet	Computer Services	51	2%	042500
1.169	Aroot	Computer Hardware	51	3%	096690
1.170	GRITEE	Textile & Apparel	51	5%	204020
1.171	SECUCEN	Software	51	1%	232830
1.172	KOYJ	IT Components	51	1%	121850
1.173	Samyung ENC	Tel. & Broadcasting Equip.	50	1%	065570
1.174	BLUECOM	IT Components	50	2%	033560
1.175	HS VALVE	Machinery	50	4%	039610
1.176	Chorokbaem E&M	Broadcasting	50	0%	131100
1.177	COWEAVER	Tel. & Broadcasting Equip.	50	2%	056360
1.178	CQV	Chemicals	50	4%	101240
1.179	Human N	Other Services	50	0%	032860
1.180	Eagle Vet. Tech	Distribution	50	5%	044960
1.181	Hyulimnetworks	Tel. & Broadcasting Equip.	50	0%	192410
1.182	Thumbage	Publishing & Printing	50	1%	208640
1.183	BioSmart	Computer Hardware	50	2%	038460
1.184	Olipass	Pharmaceuticals	50	1%	244460
1.185	Aptamer Sciences	Other Services	50	0%	291650
1.186	MCS	Semiconductors	50	19%	098120
1.187	Dayou AP	Vehicles & Components	50	2%	290120
1.188	OPTRONTEC	IT Components	49	2%	082210
1.189	SAMJIN LND	IT Components	49	3%	054090
1.190	TOBESOFT	Software	49	3%	079970
1.191	YBM NET	Other Services	49	3%	057030
1.192	WILLINGS	Electrical & Electronic	49	1%	313760
1.193	TechL	Semiconductors	49	1%	064520
1.194	TONGYANG PILE	Non-metal Products	49	1%	228340
1.195	ChoA Pharm.	Pharmaceuticals	49	1%	034940

Rank	Stock	Sector	Market Capitalisation \$MM	Foreign Ownership ratio	Issue code
1.196	KL-Net	Telecommunications	49	3%	039420
1.197	HBS	Digital Contents	48	1%	047080
1.198	PCD	Distribution	48	0%	051380
1.199	NEXTURNBIO	Machinery	48	0%	089140
1.200	COSON	Chemicals	48	1%	069110
1.201	WOOREE E&L	Semiconductors	48	2%	153490
1.202	BYON	Distribution	48	4%	032980
1.203	KM	Textile & Apparel	48	1%	083550
1.204	CUROCOM	Computer Services	48	1%	040350
1.205	SAT	Tel. & Broadcasting Equip.	48	3%	060540
1.206	IljiTech	Vehicles & Components	48	4%	019540
1.207	Inzisoft	Software	48	3%	100030
1.208	SG&G	Transportation	48	0%	040610
1.209	Earth & Aerospace	Vehicles & Components	48	1%	263540
1.210	YJM Games	IT Components	48	1%	193250
1.211	TSInvestment	Financials	48	1%	246690
1.212	LMS	IT Components	48	1%	073110
1.213	DT&CRO	Other Services	48	1%	383930
1.214	ASIA TECHNOLOGY	Machinery	48	5%	050860
1.215	PAVONINE	Electrical & Electronic	48	1%	177830
1.216	Barunson E&A	Recreation,Culture	47	2%	035620
1.217	WSI	Distribution	47	2%	299170
1.218	Woowon Development	Construction	47	1%	046940
1.219	iCRAFT	Computer Services	47	5%	052460
1.220	HYUNDAI HT	Tel. & Broadcasting Equip.	47	1%	039010
1.221	DaeChang Steel	Metal Products	47	1%	140520
1.222	CNT85	Construction	47	3%	056730
1.223	Dt&C	Other Services	47	0%	187220
1.224	BISTOS	Medical & Machines	47	0%	419540
1.225	ELUON	Software	47	0%	065440
1.226	BARREL	Textile & Apparel	46	1%	267790
1.227	GLOBON	Distribution	46	0%	019660
1.228	Essen Tech	Machinery	46	1%	043340
1.229	Cellid	Other Services	46	1%	299660
1.230	Pixelplus	Semiconductors	46	0%	087600
1.231	Aligned	Medical & Machines	46	2%	238120
1.232	HANNET	Telecommunications	46	2%	052600
1.233	Saltware	Computer Services	46	1%	328380
1.234	ADM Korea	Other Services	46	1%	187660
1.235	WIZ	Distribution	46	1%	038620
1.236	CU MEDICAL	Medical & Machines	46	3%	115480
1.237	S&D	Food Bev. & Tobacco	45	1%	260970
1.238	TAESUNG	Machinery	45	6%	323280
1.239	KBI METAL	Metal Products	45	1%	024840
1.240	Omnisystem	Medical & Machines	45	1%	057540
1.241	NANOCMS	Electrical & Electronic	45	1%	247660

Rank	Stock	Sector	Market Capitalisation SMM	Foreign Ownership ratio	Issue code
1.242	VALOFE	Digital Contents	45	2%	331520
1.243	RN2 Technologies	Computer Hardware	45	4%	148250
1.244	Finger Story	Digital Contents	45	0%	417180
1.245	ODTech	Semiconductors	45	4%	080520
1.246	Mcnulty	Food Bev. & Tobacco	45	1%	222980
1.247	HuM&C	Other Manufacturing	45	1%	263920
1.248	Dasan Solueta	IT Components	45	4%	154040
1.249	BLPT	Distribution	44	4%	065170
1.250	Freems	Electrical & Electronic	44	3%	053160
1.251	BCWORLDPHARM	Pharmaceuticals	44	1%	200780
1.252	NEOTIS	Vehicles & Components	44	8%	085910
1.253	TLi	Semiconductors	44	0%	062860
1.254	Protec Mems Technology	Medical & Machines	44	2%	147760
1.255	Paratech	Machinery	44	1%	033540
1.256	HIZEAERO	Vehicles & Components	44	1%	221840
1.257	PNPOONGNYUN	Distribution	44	3%	024940
1.258	OSP	Food Bev. & Tobacco	44	2%	368970
1.259	JMT	IT Components	44	9%	094970
1.260	Dae Yu	Chemicals	44	4%	290380
1.261	SYMTEK	Metal Products	44	5%	054540
1.262	SICC	Computer Services	43	0%	010280
1.263	ShinwonConst	Construction	43	3%	017000
1.264	MASON CAPITAL	Financials	43	0%	021880
1.265	KCT	Computer Services	43	1%	089150
1.266	BG T&A	Tel. & Broadcasting Equip.	43	4%	046310
1.267	ES CUBE	Distribution	43	4%	050120
1.268	i-Scream Edu	Publishing & Printing	43	1%	289010
1.269	ENBIO	Chemicals	43	1%	352940
1.270	CENIT	Metal Products	43	1%	037760
1.271	Exergy21	Distribution	43	1%	043090
1.272	KDCHEM	Chemicals	43	2%	221980
1.273	DK&D	Chemicals	43	5%	263020
1.274	WINTEC	Machinery	43	1%	320000
1.275	BBC	Other Manufacturing	43	1%	318410
1.276	Fidelix	Semiconductors	43	36%	032580
1.277	MEKICS	Medical & Machines	43	1%	058110
1.278	ITEYES	Software	42	0%	372800
1.279	ALOYS	Tel. & Broadcasting Equip.	42	1%	297570
1.280	eSANG	Internet	42	1%	080010
1.281	IM	IT Components	42	2%	101390
1.282	PanGen	Pharmaceuticals	42	9%	222110
1.283	DNALINK	Other Services	42	1%	127120
1.284	NUINTEK	Vehicles & Components	42	1%	012340
1.285	nTels	Software	42	1%	069410
1.286	WESTRISE	Distribution	42	1%	064090
1.287	Embrain	Other Services	42	21%	169330

Rank	Stock	Sector	Market Capitalisation SMM	Foreign Ownership ratio	Issue code
1.288	Haesung Optics	IT Components	42	1%	076610
1.289	Zinitix Co.,Ltd.	Semiconductors	42	2%	303030
1.290	Opticore	Tel. & Broadcasting Equip.	42	0%	380540
1.291	NDFOS	Non-metal Products	42	2%	238090
1.292	isMedia	Medical & Machines	42	3%	181340
1.293	OKONG Corp.	Chemicals	42	1%	045060
1.294	FOODWELL	Food Bev. & Tobacco	42	1%	005670
1.295	KYUNG NAM PHARM	Pharmaceuticals	42	2%	053950
1.296	MediaZen	Software	41	1%	279600
1.297	BIFIDO	Food Bev. & Tobacco	41	1%	238200
1.298	InnoTherapy	Pharmaceuticals	41	1%	246960
1.299	DY S'TEC	Metal Products	41	1%	060380
1.300	Wonpoong	Chemicals	41	1%	008370
1.301	DaedongGear	Machinery	41	1%	008830
1.302	Didim E&F	Hotels & Restaurants	41	8%	217620
1.303	JAEOYOUNG	IT Components	41	1%	049630
1.304	WPMulsan	Textile & Apparel	41	3%	008290
1.305	NABLE	Software	41	1%	153460
1.306	Bonne	Chemicals	41	1%	226340
1.307	SJEM	Electrical & Electronic	41	1%	189860
1.308	LONGTU KOREA	Digital Contents	40	17%	060240
1.309	HANKOOK Technology	Distribution	40	1%	053590
1.310	Xperix	Electrical & Electronic	40	1%	317770
1.311	YWDSP	Semiconductors	40	1%	143540
1.312	COMMAX	Tel. & Broadcasting Equip.	40	1%	036690
1.313	RBW	Recreation,Culture	40	4%	361570
1.314	SEOYON TOPMETAL	Machinery	40	3%	019770
1.315	DongilTech	IT Components	40	2%	032960
1.316	TPC	Machinery	40	2%	048770
1.317	FINEDIGITAL	Tel. & Broadcasting Equip.	40	3%	038950
1.318	Sangji Caelum	Construction	40	0%	042940
1.319	FOCUS HNS	Electrical & Electronic	40	3%	331380
1.320	EYESVISION	Tel. & Broadcasting Equip.	40	2%	031310
1.321	IDP	Computer Hardware	40	2%	332370
1.322	HCT	Other Services	40	6%	072990
1.323	NEORIGIN	Software	40	8%	094860
1.324	Shin Hwa Contech	IT Components	39	4%	187270
1.325	CHEIL BIO	Pharmaceuticals	39	1%	052670
1.326	Alticast	Software	39	0%	085810
1.327	SINJIN SM	Metal Products	39	2%	138070
1.328	YeaRimDang	Publishing & Printing	39	1%	036000
1.329	KUKYOUNGG&M	Non-metal Products	39	3%	006050
1.330	THE E&M	Internet	39	0%	089230
1.331	NH SPAC 20	Financials	39	2%	391060
1.332	ASIA BUSINESS DAILY	Digital Contents	39	0%	127710
1.333	SemyungElec	Metal Products	39	2%	017510

Rank	Stock	Sector	Market Capitalisation SMM	Foreign Ownership ratio	Issue code
1.334	SONOKONG	Distribution	39	0%	066910
1.335	RANIX	Electrical & Electronic	39	1%	317120
1.336	WELKEEPS HITECH	Semiconductors	39	0%	043590
1.337	Hurum	Food Bev. & Tobacco	39	3%	353190
1.338	LEADERS COSMETICS	Chemicals	39	1%	016100
1.339	CUBIC KOREA	Chemicals	39	4%	021650
1.340	POLARIS UNO	Chemicals	39	11%	114630
1.341	Clean & Science	Machinery	39	1%	045520
1.342	Mohenz	Non-metal Products	39	0%	006920
1.343	CUROHOLDINGS	Distribution	38	1%	051780
1.344	ITX-AI	Tel. & Broadcasting Equip.	38	1%	099520
1.345	SEOUL PHARMA	Pharmaceuticals	38	1%	018680
1.346	Cell Bio Human Tech	Textile & Apparel	38	1%	318160
1.347	Samjin	Electrical & Electronic	38	3%	032750
1.348	Union community	Electrical & Electronic	38	7%	203450
1.349	MegaMD	Other Services	38	1%	133750
1.350	I&C	Semiconductors	38	2%	052860
1.351	KisanTelecom	Tel. & Broadcasting Equip.	38	4%	035460
1.352	BIOLOG DEVICE	IT Components	38	3%	208710
1.353	Skin&Skin	Semiconductors	38	0%	159910
1.354	GREEN LIFESCIENCE	Pharmaceuticals	37	1%	114450
1.355	DAIHAN Scientific	Distribution	37	2%	131220
1.356	M.S	Paper & Wood	37	0%	001810
1.357	Daesung Fine Tec	Vehicles & Components	37	2%	104040
1.358	KODACO	Vehicles & Components	37	1%	046070
1.359	PLAYWITH	Digital Contents	37	3%	023770
1.360	PROTEOMETECH	Medical & Machines	37	0%	303360
1.361	Orient Precision Industries	Vehicles & Components	37	1%	065500
1.362	SAMBO IND	Metal Products	37	2%	009620
1.363	SCAutotech	Vehicles & Components	37	2%	080470
1.364	GLPT	Other Services	37	1%	204840
1.365	IC	IT Components	36	7%	059100
1.366	SGA Solutions	Software	36	1%	184230
1.367	ITOXI	Distribution	36	1%	052770
1.368	Hantop	Food Bev. & Tobacco	36	1%	002680
1.369	GH Advanced Materials	Textile & Apparel	36	1%	130500
1.370	Panstar Enterprise	Machinery	36	2%	054300
1.371	S-ENERGY	IT Components	36	1%	095910
1.372	Noul	Medical & Machines	36	1%	376930
1.373	H&B Design	Electrical & Electronic	36	1%	227100
1.374	SillaTextile	Distribution	36	6%	001000
1.375	Winhitech	Metal Products	36	3%	192390
1.376	LSCORP	Software	36	1%	347700
1.377	NANO	Chemicals	35	5%	187790
1.378	NewGLAB Pharma	Distribution	35	3%	214870
1.379	NPD	IT Components	35	1%	198080

Rank	Stock	Sector	Market Capitalisation \$MM	Foreign Ownership ratio	Issue code
1.380	SAMSUNG SPAC VIII	Financials	35	1%	448740
1.381	YW CO.,LTD	Distribution	35	1%	051390
1.382	FINETEK	IT Components	35	3%	131760
1.383	Alton Sports	Vehicles & Components	35	2%	123750
1.384	NC&	Semiconductors	35	2%	092600
1.385	SUNGWOOTECH	Semiconductors	35	4%	045300
1.386	SECUVE	Software	35	3%	131090
1.387	INNORULES	Software	35	1%	296640
1.388	DIC	Computer Services	35	7%	020180
1.389	WING YIP FOOD	Financials	35	51%	900340
1.390	Castelbajac	Distribution	34	2%	308100
1.391	WOORIRO	Distribution	34	2%	046970
1.392	SAE DONG	Vehicles & Components	34	6%	053060
1.393	AUSTEM	Vehicles & Components	34	1%	031510
1.394	ECS	Computer Hardware	34	2%	067010
1.395	CTLS	Computer Services	34	1%	139050
1.396	KC FEED	Food Bev. & Tobacco	34	11%	025880
1.397	CARRIESOFT	Recreation,Culture	34	1%	317530
1.398	Y-OPTICS MANUFACTURE	Distribution	34	6%	066430
1.399	Wonil	Metal Products	34	3%	012620
1.400	SEWHA P&C	Chemicals	34	6%	252500
1.401	SEOULEAGUER	Distribution	34	1%	043710
1.402	DMOA	Distribution	34	1%	016670
1.403	East Asia Holdings	Financials	34	0%	900110
1.404	CyberOne	Software	34	1%	356890
1.405	Fantagio	Recreation,Culture	34	0%	032800
1.406	S&W Corp.	Machinery	34	3%	103230
1.407	DSNL	Distribution	34	1%	141020
1.408	KESPION	Tel. & Broadcasting Equip.	33	1%	079190
1.409	FINE DNC	IT Components	33	0%	049120
1.410	AT semicon	Semiconductors	33	2%	089530
1.411	KODI	Chemicals	33	1%	080530
1.412	SEJOONG	Software	33	1%	039310
1.413	KOREA ASSET SEC	Financials	33	2%	190650
1.414	Enterpartners	Chemicals	33	0%	058450
1.415	DYC	Vehicles & Components	33	4%	310870
1.416	Dgenx	Vehicles & Components	33	3%	113810
1.417	DBSM	Vehicles & Components	33	2%	099410
1.418	PNC Technologies	Electrical & Electronic	33	3%	237750
1.419	J.ESTINA	Other Manufacturing	33	3%	026040
1.420	DigiCAP	Publishing & Printing	33	4%	197140
1.421	HANIL VACUUM	Machinery	33	1%	123840
1.422	Hyupjin	Machinery	33	16%	138360
1.423	SAMIL ENTERPRISE	Construction	33	2%	002290
1.424	S&K	IT Components	33	3%	091340
1.425	DSEN	Distribution	32	1%	065150

APPENDIX 2

Rank	Stock	Sector	Market Capitalisation SMM	Foreign Ownership ratio	Issue code
1.426	SGA	Software	32	2%	049470
1.427	BLADE Ent	Chemicals	32	1%	044480
1.428	Golden Century	Financials	32	19%	900280
1.429	TOEBOX KOREA	Distribution	32	13%	215480
1.430	FORMETAL	Metal Products	32	5%	119500
1.431	Hana25SPAC	Financials	32	1%	435620
1.432	ASIA SEED	Agriculture	32	2%	154030
1.433	PLANTYNET	Computer Services	32	3%	075130
1.434	IMAGIS	Semiconductors	32	4%	115610
1.435	ORGANIC TEA COSMETICS	Financials	32	0%	900300
1.436	ZWNS	Computer Services	32	1%	045510
1.437	PUNGKANG	Metal Products	32	3%	093380
1.438	MEDICOX	Vehicles & Components	32	0%	054180
1.439	BOOSTER	Metal Products	32	2%	008470
1.440	HUNESION	Software	32	2%	290270
1.441	UNION KOREA PHARM	Pharmaceuticals	32	0%	080720
1.442	GSMT	Financials	32	5%	900070
1.443	TSB	Software	32	2%	045340
1.444	Gencurix	Pharmaceuticals	32	1%	229000
1.445	Cas	Distribution	32	1%	016920
1.446	STUDIO SANTA CLAUS	Recreation,Culture	32	0%	204630
1.447	JMI	Publishing & Printing	32	3%	033050
1.448	N CITRON	Semiconductors	32	1%	101400
1.449	SUNGWOO ELEC	IT Components	32	3%	081580
1.450	CHOROKBAEM COMPANY	Distribution	32	1%	052300
1.451	DAESCO	Metal Products	32	2%	048470
1.452	GWV	Distribution	31	1%	036180
1.453	GNCO	Textile & Apparel	31	1%	065060
1.454	NANOBRICK	Chemicals	31	1%	286750
1.455	Bellock	Computer Services	31	0%	424760
1.456	NUVOTEC	Chemicals	31	1%	060260
1.457	WOOGENE B&G	Pharmaceuticals	31	2%	018620
1.458	RYUK-IL C&S	IT Components	31	2%	191410
1.459	WOOREE ENTERPRISE	Distribution	31	2%	037400
1.460	THE MIDONG	Computer Hardware	31	0%	161570
1.461	LEENOS	Computer Services	31	2%	039980
1.462	Dragonfly	Digital Contents	31	1%	030350
1.463	Fashion Platform	Textile & Apparel	31	2%	225590
1.464	dhSteel	Metal Products	31	1%	021040
1.465	SOFTCAMP	Publishing & Printing	31	1%	258790
1.466	KH Construction	Construction	30	4%	226360
1.467	VC	Other Manufacturing	30	1%	365900
1.468	WATOS COREA	Chemicals	30	1%	079000
1.469	DILLI	Computer Hardware	30	16%	131180
1.470	NextEye	Medical & Machines	30	28%	137940
1.471	DSMBIO	Pharmaceuticals	30	4%	036480

Rank	Stock	Sector	Market Capitalisation \$MM	Foreign Ownership ratio	Issue code
1.472	SET	IT Components	30	0%	027040
1.473	VISSEM	Semiconductors	30	4%	072950
1.474	SAMYOUNG S&C	Electrical & Electronic	30	2%	361670
1.475	Celemics	Pharmaceuticals	29	1%	331920
1.476	Seosan	Non-metal Products	29	0%	079650
1.477	FINETECHNIX	Electrical & Electronic	29	3%	106240
1.478	EXA E&C	Construction	29	6%	054940
1.479	INNOGENE	Chemicals	29	9%	344860
1.480	ABKO	Computer Hardware	29	1%	129890
1.481	AZTECHWB	Textile & Apparel	29	1%	032080
1.482	GenNBio	Distribution	29	1%	072520
1.483	LOGISYS	Computer Services	29	1%	067730
1.484	INCON	Tel. & Broadcasting Equip.	29	2%	083640
1.485	MOCOMSYS	Software	28	2%	333050
1.486	S polytech	Chemicals	28	2%	050760
1.487	CTK	Vehicles & Components	28	14%	071850
1.488	NPK	Chemicals	28	38%	048830
1.489	Davolink	Tel. & Broadcasting Equip.	28	1%	340360
1.490	INVENIA	Machinery	28	2%	079950
1.491	GeneBioTech	Distribution	28	4%	086060
1.492	DongilSteel	Metal Products	28	3%	023790
1.493	HK	Machinery	27	7%	044780
1.494	MED	Chemicals	27	2%	014100
1.495	JJBIO	Chemicals	27	4%	110020
1.496	SAMSUNG SPAC VII	Financials	27	1%	439250
1.497	Alpha Holdings	Semiconductors	27	2%	117670
1.498	Leaders Technology Investment	Financials	27	1%	019570
1.499	PLUMB FAST	Chemicals	26	2%	035200
1.500	WOOJUNG BIO	Other Services	26	0%	215380
1.501	JS.	Publishing & Printing	26	2%	208350
1.502	ADBIOTECH	Pharmaceuticals	26	4%	179530
1.503	WAPS	Chemicals	26	3%	196700
1.504	PARU	IT Components	26	1%	043200
1.505	SILLA SG	Distribution	26	1%	025870
1.506	BFLYSOFT	Publishing & Printing	26	1%	148780
1.507	HNK	Machinery	26	2%	101680
1.508	WINGS FOOT	Distribution	26	14%	335870
1.509	UBION	Software	26	0%	084440
1.510	Nuriplan	Metal Products	26	3%	069140
1.511	STARFLEX	Chemicals	26	1%	115570
1.512	SamIl	Transportation	26	2%	032280
1.513	WiderPlanet	Publishing & Printing	26	1%	321820
1.514	KMP	Chemicals	26	1%	225430
1.515	SSII	Machinery	25	0%	101000
1.516	NEOFECT	Medical & Machines	25	1%	290660
1.517	KPTU	Metal Products	25	3%	054410

Rank	Stock	Sector	Market Capitalisation SMM	Foreign Ownership ratio	Issue code
1.518	Rothwell	Financials	25	45%	900260
1.519	YeSUN Tech	Chemicals	25	1%	250930
1.520	Nano Chem Tech	Chemicals	25	1%	091970
1.521	PANACEA	Machinery	25	5%	058530
1.522	KBIO	Distribution	25	1%	038530
1.523	CNPLUS	IT Components	25	0%	115530
1.524	ELP	Semiconductors	25	2%	063760
1.525	Commerce miner	Distribution	24	0%	223310
1.526	KH ELECTRON	Electrical & Electronic	24	2%	111870
1.527	TPC Global	Vehicles & Components	24	4%	130740
1.528	SOLCO	Medical & Machines	24	1%	043100
1.529	Interm	Electrical & Electronic	24	0%	017250
1.530	KUKIL METAL	Metal Products	24	2%	060480
1.531	Genic	Chemicals	24	2%	123330
1.532	ADChips	Other Manufacturing	24	1%	054630
1.533	STO	Textile & Apparel	24	1%	098660
1.534	MIT	Electrical & Electronic	24	0%	038340
1.535	CCS	Broadcasting	23	1%	066790
1.536	DaedongMetal	Metal Products	23	1%	020400
1.537	FRTEK	Tel. & Broadcasting Equip.	23	1%	073540
1.538	e-future	Publishing & Printing	23	1%	134060
1.539	KwangjinInd	Metal Products	23	2%	026910
1.540	VitzroSys	Electrical & Electronic	23	1%	054220
1.541	CS	Tel. & Broadcasting Equip.	23	1%	065770
1.542	Cellfie Global	Computer Hardware	23	2%	068940
1.543	NH SPAC 29	Financials	23	1%	451700
1.544	FORCS	Software	22	4%	189690
1.545	SI	Chemicals	22	8%	065420
1.546	HYUNGJI I&C	Textile & Apparel	22	3%	011080
1.547	SSR	Software	22	7%	275630
1.548	BK Holdings	IT Components	21	1%	050090
1.549	BDI	Machinery	21	1%	148140
1.550	SEJINTS	IT Components	21	4%	067770
1.551	DGI	Computer Hardware	21	2%	043360
1.552	GTG Wellness	Medical & Machines	21	2%	219750
1.553	Skymoons Technology	Digital Contents	21	38%	033790
1.554	KIES	Distribution	21	4%	039740
1.555	DUOBACK	Other Manufacturing	21	1%	073190
1.556	VESPA	Digital Contents	20	4%	299910
1.557	PPI	Electrical & Electronic	20	2%	062970
1.558	HENG SHENG GROUP	Financials	20	27%	900270
1.559	EnGIS Technologies	Software	19	1%	208860
1.560	CKH	Financials	19	7%	900120
1.561	CrucialTec	IT Components	19	0%	114120
1.562	PAKERS	IT Components	19	0%	065690
1.563	TOMATOSYSTEM	Software	19	0%	393210

Rank	Stock	Sector	Market Capitalisation \$MM	Foreign Ownership ratio	Issue code
1.564	MFM KOREA	Textile & Apparel	19	6%	323230
1.565	Shinhan 7th SPAC	Financials	19	3%	366330
1.566	LDT	Semiconductors	19	6%	096870
1.567	Hansol Intic	Computer Services	19	0%	070590
1.568	Yuanta SPAC 8	Financials	18	4%	367480
1.569	Kyobo 14 SPAC	Financials	18	0%	456490
1.570	IOK	Recreation,Culture	18	1%	078860
1.571	Telefield	Tel. & Broadcasting Equip.	17	3%	091440
1.572	SL Energy	Semiconductors	17	8%	214310
1.573	Xcure	Software	17	18%	070300
1.574	KD	Construction	16	1%	044180
1.575	U.I.DISPLAY	IT Components	16	2%	069330
1.576	Yuanta SPAC 13	Financials	15	0%	449020
1.577	NH SPAC 26	Financials	15	0%	439410
1.578	THE CODI	Semiconductors	15	0%	224060
1.579	Korea No.10 SPAC	Financials	14	3%	409570
1.580	HANA24SPAC	Financials	14	0%	430230
1.581	Shinhan 8th SPAC	Financials	13	0%	393360
1.582	NH SPAC 27	Financials	13	0%	440820
1.583	Korea No.11 SPAC	Financials	13	3%	436610
1.584	HANA21SPAC	Financials	13	0%	406760
1.585	DaishinBalanceNo.14 SPAC	Financials	13	0%	442310
1.586	SAMSUNG SPAC VI	Financials	13	3%	425290
1.587	KB No.21 SPAC	Financials	12	1%	424140
1.588	SAMSUNG SPAC IV	Financials	12	1%	37630
1.589	NH SPAC 23	Financials	12	0%	422040
1.590	Noble M&B	Medical & Machines	12	4%	106520
1.591	SDBIO	Chemicals	11	6%	217480
1.592	SHT-8 SPAC	Financials	11	0%	430220
1.593	HaeSung(1P)	Financials	11	1%	03481K
1.594	SAMSUNG MUST SPAC V	Financials	11	1%	380320
1.595	DaishinBalanceNo.13 SPAC	Financials	11	0%	438220
1.596	Mirae Asset Vision SPAC 1	Financials	10	1%	412930
1.597	Eugene SPAC VIII	Financials	10	0%	413630
1.598	HANA22SPAC	Financials	10	0%	418170
1.599	Kyobo 12 SPAC	Financials	10	0%	421800
1.600	Hana 26 SPAC	Financials	10	0%	446750
1.601	HANWHAPLUSNO3SPAC	Financials	10	0%	430460
1.602	Yuanta SPAC 10	Financials	10	0%	435380
1.603	KB No.23 SPAC	Financials	10	0%	440200
1.604	Kiwoom No.8 SPAC	Financials	10	0%	446840
1.605	DB Finance No.8 SPAC	Financials	10	0%	367340
1.606	DB Finance No.10 SPAC	Financials	10	0%	404950
1.607	HI-6 SPAC	Financials	9	1%	374400
1.608	Hana 27 SPAC	Financials	9	0%	448370
1.609	Sangsangin SPAC III	Financials	9	0%	415580

Rank	Stock	Sector	Market Capitalisation SMM	Foreign Ownership ratio	Issue code
1.610	IBKS No.19 SPAC	Financials	9	0%	426550
1.611	Eugene SPAC VII	Financials	9	0%	388800
1.612	JangWon	Tel. & Broadcasting Equip.	9	3%	174880
1.613	Yuanta SPAC 9	Financials	9	0%	430700
1.614	Hana 29 SPAC	Financials	9	1%	454640
1.615	Hana23SPAC	Financials	9	0%	427950
1.616	SHT-9 SPAC	Financials	9	0%	445970
1.617	KB No.22 SPAC	Financials	9	1%	436530
1.618	HI-7 SPAC	Financials	9	0%	400840
1.619	NH SPAC 24	Financials	8	0%	437780
1.620	Mirae Asset Vision SPAC 2	Financials	8	2%	446190
1.621	ARION	Tel. & Broadcasting Equip.	8	3%	058220
1.622	HMCIB No.5 SPAC	Financials	8	0%	353060
1.623	HI-8 SPAC	Financials	8	0%	450050
1.624	Mirae Asset Vision SPAC3	Financials	8	4%	448830
1.625	Shinhan 9th SPAC	Financials	8	0%	405640
1.626	Hana Must Seven SPAC	Financials	8	1%	372290
1.627	IBKS No.20 SPAC	Financials	8	0%	439730
1.628	DB Finance No.9 SPAC	Financials	8	0%	367360
1.629	Yuanta SPAC 12	Financials	8	0%	446150
1.630	IBKS No.22 SPAC	Financials	8	0%	448760
1.631	Kyobo 11 SPAC	Financials	8	0%	397880
1.632	SHT-7 SPAC	Financials	8	0%	419270
1.633	IBKS No.21 SPAC	Financials	7	0%	442770
1.634	SDSYSTEM	Computer Hardware	7	6%	121890
1.635	HANA20SPAC	Financials	7	3%	400560
1.636	MELFAS	IT Components	7	0%	096640
1.637	HANWHAPLUSNO2SPAC	Financials	7	0%	386580
1.638	KB No.25 SPAC	Financials	7	1%	455250
1.639	BNK SPAC 1	Financials	7	0%	445360
1.640	Kyobo 13 SPAC	Financials	7	0%	440790
1.641	Kiwoom No.7 SPAC	Financials	7	0%	433530
1.642	SK Securities No.8 SPAC	Financials	7	0%	435870
1.643	NH SPAC 28	Financials	7	0%	450410
1.644	G9pharma	Medical & Machines	7	4%	078650
1.645	Lutronic(3PC)	Medical & Machines	6	0%	08537M
1.646	Shinhan 10th SPAC	Financials	6	0%	418210
1.647	Eugene SPAC IX	Financials	6	0%	442130
1.648	Eugene SPAC 6	Financials	6	0%	373340
1.649	Kiwoom No.6 SPAC	Financials	6	0%	413600
1.650	NH SPAC 25	Financials	6	0%	438580
1.651	IBKS No.17 SPAC	Financials	5	0%	405350
1.652	SOFTCEN(1P)	Computer Services	3	0%	032685
1.653	dhSteel(1P)	Metal Products	3	0%	021045
			321.322	0%	4,35
			0	0%	

OXFORD METRICA

Oxford Metrica is a strategic advisory firm, offering informed counsel to boards. Our advisory services are anchored on evidence-based research in risk and financial performance. Our work includes statistical analysis and index construction for banks and insurers, risk and performance analytics for asset managers, due diligence support in mergers and highly customised services for corporate boards.

Dr Rory Knight, is Chairman of Oxford Metrica and a member of the Board of the Templeton Foundations. He was formerly Dean of Templeton, Oxford University's business college. Prior to that Dr Knight was the vize-direktor at the Schweizerische Nationalbank (SNB) the Swiss central bank.

oxfordmetrica.com

OTC Markets

Mission: To create better informed and more efficient financial markets. OTC Markets Group, Inc. (OTCQX: OTCM) operates the OTCQX® Best Market, the OTCQB® Venture Market, and the Pink® Open Market for 10,000 U.S. and global securities. Through OTC Link® ATS and OTC Link ECN, we connect a diverse network of broker-dealers that provide liquidity and execution services. We enable investors to easily trade through the broker of their choice and empower companies to improve the quality of information available for investors. OTC Link ATS and OTC Link ECN are operated by OTC Link LLC, member FINRA/ SIPC and SEC regulated ATS.

otcm Markets.com

